

# IndustrialNet™ Ethernet Enclosures

# PANDUIT®

SPECIFICATION SHEET

## specifications

The UL Type 4/12, IP66, industrial automation zone enclosure shall be validated to accommodate one or two Rockwell Automation Stratix<sup>^</sup> or Cisco<sup>^^</sup> IE3000 series industrial switches with optional expansion modules, and power supply for use in an EtherNet/IP zone architecture/topology. The enclosures shall have a removable pre-engineered back plate with DIN rails installed to enable rapid installation of switch, power supply and uninterruptable power supply (UPS), pre-installed accessory side panels, fiber slack spool, and cable management L rings. The door shall be equipped with 3mm double bit latches to secure the door. The door shall hinge on the right or left. Class 2 power circuits shall be separated for IT personnel by isolation barrier.



## technical information

<b>Standards:</b>	UL 508A – Standard for Industrial Control Panels
<b>Rating:</b>	UL Type 4/12 and IP66
<b>Dimensions:</b>	<b>IAZ2436C</b> with mounting angles: 40.0"H x 24.0"W x 11.7"D (1016mm x 610mm x 297mm) Without mounting angles: 36.0"H x 24.0" W x 11.7"D (914mm x 610mm x 297 mm) <b>IAZ2424C</b> with mounting angles: 28.0"H x 24.0" W x 11.7"D (711mm x 610mm x 297mm) Without mounting angles: 24.0"H x 24.0" W x 11.7"D (610mm x 610mm x 297 mm) <b>IAZ1214C</b> with mounting angles: 18.0"H x 12.0" W x 9.7"D (457mm x 305mm x 247mm)
<b>Color and material:</b>	Enclosures: Gray, 14 gauge cold rolled steel Back panels: 14 gauge galvanized steel
<b>Temperature:</b>	Thermally and spatially validated enclosure designed for use of active equipment to 140°F/60°C operating temperatures; an optional fan kit is available
<b>Mounting:</b>	Wall mount
<b>Packaging:</b>	Pre-configured enclosure includes pre-installed DIN rail for switch and UPS mounting and cable management accessories ready for switch installation, DIN rail patch modules, strain relief bar, cable management accessories, grounding bar and high voltage isolation panel if included

## key features and benefits

<b>Pre-configuration</b>	Reduces time required for planning, designing, procurement, and installation, as well as the cost of operations resulting in simpler specification and faster implementation (rapid deployment)
<b>Network flexibility</b>	Allows the designer of the EtherNet/IP topology to locate industrial switches within the work zones
<b>Network reliability</b>	Pre-defined equipment locations and cable routings use Panduit developed best practices in connectivity, cable management, wiring, and grounding in a secure enclosure
<b>Consistent defined deployments</b>	The standardized pre-configured equipment and accessory layout assures successive deployments are of a consistent and repeatable design
<b>Standards compliance</b>	UL Type 4/12 and IP66 rated protects against wash-down conditions, dusty and dirty environments
<b>Security</b>	Utilizes ¼ turn latches with 3mm double bit
<b>Safety</b>	Isolation barrier allow segregation of line voltage equipment and lower voltage switches
<b>Grounding</b>	Enclosure includes bonding provisions on body, door, back plate, and grounding bar (provided in larger sizes)
<b>Mounting flexibility</b>	Bolt in place flange mounting for NEMA applications; optional direct mount through back wall installation maintains NEMA rating when supplied sealing washer is used; reversible door for left or right-hand opening

## applications

The pre-configured enclosures are designed to offer a consistent design and equipment layout while minimizing engineering and deployment time. The enclosures are designed to protect Industrial Ethernet switches in harsh environments in applications as part of an industrial zone solution. These enclosures are ideally suited for applications where the switch is part of the Cisco and Rockwell

Automation Converged Plantwide Ethernet (CPwE) architecture, and allows the use of either fiber or copper downlinks, and flexibility of ingress/egress via gland plates. With UL Type 4/12 and IP 66 ratings, the enclosures provide reliability and high performance, as an integral component to the end-to-end solution for Industrial Networks.

### IndustrialNet™ Ethernet Enclosures

<b>Pre-configured large (3-DIN rail) zone enclosure:</b>	IAZ2436C
<b>Pre-configured medium (2-DIN rail) zone enclosure:</b>	IAZ2424C
<b>Pre-configured small (1-DIN rail) zone enclosure:</b>	IAZ1214C

### PanZone® NEMA 4X Rated Compression Fittings

<b>Cable diameters 0.115" – 0.250":</b>	PZNF1
<b>Cable diameters 0.230" – 0.395":</b>	PZNF2
<b>Cable diameters 0.170" – 0.450":</b>	PZNF3
<b>Drain kit:</b>	PZNDVK

### IndustrialNet™ TX6™ Connectors

<b>Category 6 UTP bulkhead connector:</b>	IAEBH6
<b>Category 6 shielded bulkhead connector:</b>	IAEBH6S

### Fiber Uplink Accessories

<b>Surface mount fiber box:</b>	CBXF6BL-AY
<b>LC OptiCam® connector:</b>	FLCDMCXAQY
<b>LC connector module:</b>	CMDSAQLCBL
<b>LC patch 10Gig™ patch cord:</b>	FXE10-10MIY

### DIN Rail Patching Accessories

<b>Mini-Com® Copper 8-Port DIN Rail Patch Panel:</b>	CDPP8RG
<b>Mini-Com® Fiber 8-Port DIN Rail Patch Panel:</b>	FDME8RG
<b>Mini-Com® Single Port DIN Rail Mount Adapter:</b>	CADIN1IG

### IndustrialNet™ TX6™ PLUS Patch Cords

<b>UTP with dust cap:</b>	IUTPSP3BL*
<b>UTP without dust cap:</b>	IUTPSPNC3BL*
<b>Shielded with dust cap:</b>	ISTPSP1MBL**
<b>Shielded without dust cap:</b>	ISTPSPNC1MBL**

\*For lengths other than 3 feet (5, 7, 10, 15, or 20 feet) change the length designation in the part number to the desired length.

\*\*For lengths other than 1 meter (2, 3, or 5 meters) change the length designation in the part number to the desired length.

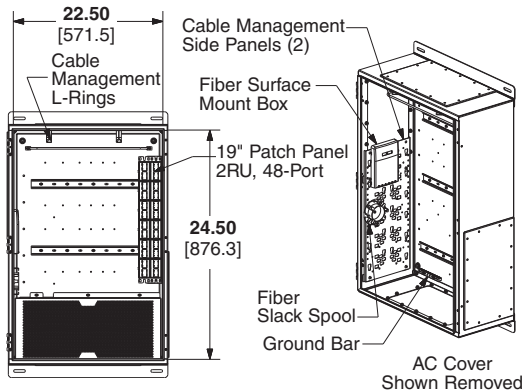
<sup>^</sup>Stratix is a trademark of Rockwell Automation, Inc.

<sup>^^</sup>Cisco is a registered trademark of Cisco Technology Inc.

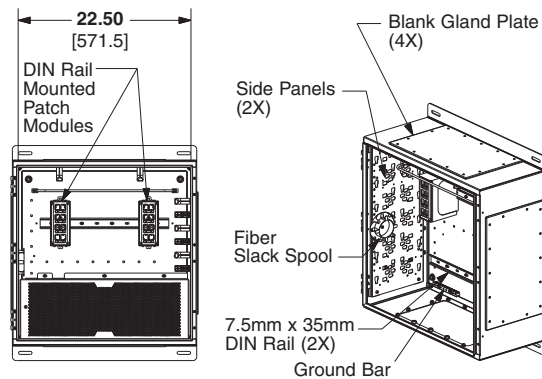
[www.panduit.com](http://www.panduit.com)

# IndustrialNet™ Ethernet Enclosures

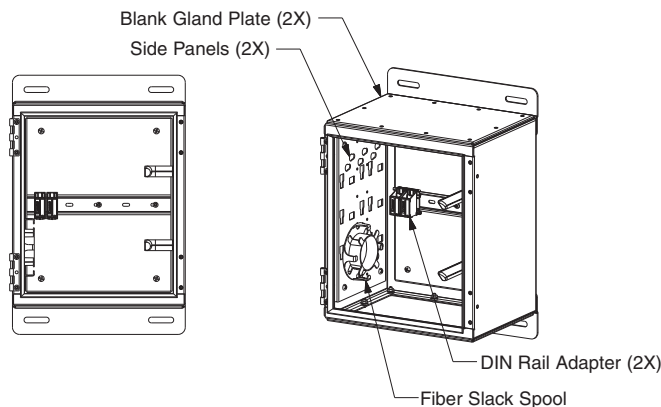
Part Number	Din Rail Mounting	Cable Management	Patching to the Down Link	Copper Connectivity	Fiber Up-Link	Isolation Barrier	Gland Plates
IAZ2436C	Three 16.7 inch long DIN rails	7 inch deep strain relief bar and adjustable ring managers	19" 48-port patch panel	16 Category 6 copper ports and 16 Category 6 patch cord - 3ft.	6-port fiber surface mount termination box, 4 LC adapter modules, 4 LC patch cords - 1m, and fiber slacking spool	Barrier to cover high voltage equipment on lower DIN rail	Four removable machinable gland plates, one on each side
IAZ2424C	Two 16.7 inch long DIN rails	7 inch deep strain relief bar and adjustable ring managers	2 DIN rail mount with 8-port patch modules	8 copper ports and Category 6 patch cords	1 DIN rail mount with eight port patch modules, 2 LC adapter modules, 2 LC patch cords - 1m, and fiber slacking spool	Barrier to cover high voltage equipment on lower DIN rail	Four removable machinable gland plates, one on each side
IAZ1214C	One 10 inch long DIN rail	Adjustable ring managers	Application dependent	Copper connectivity specified by user	2 DIN rail mount single port Mini-Com® Adapters and fiber slacking spool	Low voltage enclosure	Two removable machinable gland plates, one on top and one on bottom



**IAZ2436C**



**IAZ2424C**



**IAZ1214C**

Dimensions are in inches. [Dimensions in brackets are metric].

## WORLDWIDE SUBSIDIARIES AND SALES OFFICES

PANDUIT CANADA  
Markham, Ontario  
cs-cdn@panduit.com  
Phone: 800.777.3300

PANDUIT EUROPE LTD.  
London, UK  
cs-emea@panduit.com  
Phone: 44.20.8601.7200

PANDUIT SINGAPORE PTE. LTD.  
Republic of Singapore  
cs-ap@panduit.com  
Phone: 65.6305.7575

PANDUIT JAPAN  
Tokyo, Japan  
cs-japan@panduit.com  
Phone: 81.3.6863.6000

PANDUIT LATIN AMERICA  
Guadalajara, Mexico  
cs-la@panduit.com  
Phone: 52.33.3777.6000

PANDUIT AUSTRALIA PTY. LTD.  
Victoria, Australia  
cs-aus@panduit.com  
Phone: 61.3.9794.9020

For a copy of Panduit product warranties, log on to [www.panduit.com/warranty](http://www.panduit.com/warranty)

For more information

Visit us at [www.panduit.com](http://www.panduit.com)

Contact Customer Service by email: [cs@panduit.com](mailto:cs@panduit.com)  
or by phone: 800.777.3300

**PANDUIT**®

©2013 Panduit Corp.  
ALL RIGHTS RESERVED.  
**RKSP117--WW-ENG**  
Replaces WW-RKSP79  
1/2013