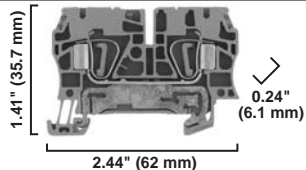
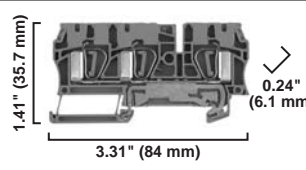
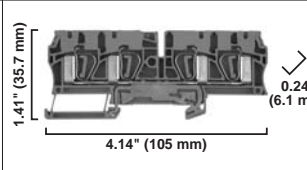


Spring-Clamp Connection Terminal Blocks

Grounding Blocks, Continued

| | 1492-LG4 | | | | 1492-LG4T | | | | 1492-LG4Q | | | |
|---|---|-------------------|-------------------|--|--|-------------------|------------------------------|--|---|------------------------------|-------------------|--|
| Dimensions are not intended to be used for manufacturing purposes. Note: Height dimension is measured from top of rail to top of terminal block. |  | | | |  | | | |  | | | |
| Specifications | Feed-through Ground Block | | | | Feed-through Ground Block with 2 points on one side | | | | Feed-through Ground Block with 2 points on each side | | | |
| Certifications | | CSA | IEC | ATEX | | CSA | IEC | ATEX | | CSA | IEC | ATEX |
| Voltage Rating | — | — | — | — | — | — | — | — | — | — | — | — |
| Maximum Current | Grounding | | | | Grounding | | | | Grounding | | | |
| Wire Range (Rated Cross Section) | #26...10 AWG | 4 mm ² | 4 mm ² | 4 mm ² (20... 10 AWG) | #26...10 AWG | 4 mm ² | 4 mm ² | 4 mm ² (20... 12 AWG) | #26...10 AWG | 4 mm ² | 4 mm ² | 4 mm ² (20... 12 AWG) |
| Wire Strip Length | 0.47 in. (12 mm) | | | | 0.47 in. (12 mm) | | | | 0.47 in. (12 mm) | | | |
| Density | 49 pcs/ft (163 pcs/m) | | | | 49 pcs/ft (163 pcs/m) | | | | 49 pcs/ft (163 pcs/m) | | | |
| Housing Temperature Range | -58...+248 °F (-50...+120 °C) | | | | -58...+248 °F (-50...+120 °C) | | | | -58...+248 °F (-50...+120 °C) | | | |
| Terminal Blocks | Cat. No. | Pkg Qty. | | Cat. No. | Pkg Qty. | | Cat. No. | Pkg Qty. | | Cat. No. | Pkg Qty. | |
| Color: Green/Yellow | 1492-LG4 | 50 | | 1492-LG4T | 50 | | 1492-LG4Q | 50 | | 1492-LG4Q | 50 | |
| Accessories | Cat. No. | Pkg Qty. | | Cat. No. | Pkg Qty. | | Cat. No. | Pkg Qty. | | Cat. No. | Pkg Qty. | |
| Mounting Rails: | | | | | | | | | | | | |
| 1 m Symmetrical DIN (Steel) | 199-DR1 | 10 | | 199-DR1 | 10 | | 199-DR1 | 10 | | 199-DR1 | 10 | |
| 1 m Symmetrical DIN (Aluminum) | 1492-DR5 | 10 | | 1492-DR5 | 10 | | 1492-DR5 | 10 | | 1492-DR5 | 10 | |
| 1 m Hi-Rise Symmetrical DIN (Aluminum) | 1492-DR6 | 2 | | 1492-DR6 | 2 | | 1492-DR6 | 2 | | 1492-DR6 | 2 | |
| 1 m Angled Hi-Rise Sym. DIN (Steel) | 1492-DR7 | 2 | | 1492-DR7 | 2 | | 1492-DR7 | 2 | | 1492-DR7 | 2 | |
| End Barrier Yellow | 1492-EBL4-Y | 50 | | 1492-EBL4T-Y | 50 | | 1492-EBL4Q-Y | 50 | | 1492-EBL4Q-Y | 50 | |
| End Anchors and Retainers | | | | | | | | | | | | |
| Screwless End Retainer | 1492-ERL35 | 20 | | 1492-ERL35 | 20 | | 1492-ERL35 | 20 | | 1492-ERL35 | 20 | |
| DIN Rail — Normal Duty | 1492-EAJ35 | 100 | | 1492-EAJ35 | 100 | | 1492-EAJ35 | 100 | | 1492-EAJ35 | 100 | |
| DIN Rail — Heavy Duty | 1492-EAHJ35 | 50 | | 1492-EAHJ35 | 50 | | 1492-EAHJ35 | 50 | | 1492-EAHJ35 | 50 | |
| Other Accessories: | | | | | | | | | | | | |
| Reducing Sleeves 26...24 AWG (0.13...0.2 mm ²) White | 1492-PSL4-2 | 100 | | 1492-PSL4-2 | 100 | | 1492-PSL4-2 | 100 | | 1492-PSL4-2 | 100 | |
| Reducing Sleeves 22...20 AWG (0.25...0.5 mm ²) Grey | 1492-PSL4-5 | 100 | | 1492-PSL4-5 | 100 | | 1492-PSL4-5 | 100 | | 1492-PSL4-5 | 100 | |
| Reducing Sleeves 18 AWG (0.75...1.0 mm ²) Dark Grey | 1492-PSL4-10 | 100 | | 1492-PSL4-10 | 100 | | 1492-PSL4-10 | 100 | | 1492-PSL4-10 | 100 | |
| Test Plug | 1492-TP23 | 20 | | 1492-TP23 | 20 | | 1492-TP23 | 20 | | 1492-TP23 | 20 | |
| Test Plug (Stackable) | 1492-TPL6 | 25 | | 1492-TPL6 | 25 | | 1492-TPL6 | 25 | | 1492-TPL6 | 25 | |
| Group Marking Carrier | 1492-GM35 | 25 | | 1492-GM35 | 25 | | 1492-GM35 | 25 | | 1492-GM35 | 25 | |
| Marking Systems: | | | | | | | | | | | | |
| Snap-In Marker Cards | 1492-M6X10 (120/card) | 5 | | 1492-M6X10 (120/card) | 5 | | 1492-M6X10 (120/card) | 5 | | 1492-M6X10 (120/card) | 5 | |
| Snap-In Marker Cards | 1492-M6X5 (200/card) | 5 | | 1492-M6X5 (200/card) | 5 | | 1492-M6X5 (200/card) | 5 | | 1492-M6X5 (200/card) | 5 | |
| Hinged Marker Cards | 1492-MH6X12 (80/card) | 5 | | 1492-MH6X12 (80/card) | 5 | | 1492-MH6X12 (80/card) | 5 | | 1492-MH6X12 (80/card) | 5 | |