

GuardShield™ Micro 400 Safety Light Curtains




Small Profile, Type 4, SIL 3 Safety Light Curtains
with DIN Controller

The Allen-Bradley® Guardmaster® GuardShield Micro 400 safety light curtain is an economical, Type 4, three box safety light curtain designed for small assembly machines in ambient operating environments, or where mounting space is limited. These GuardShield Micro 400 safety light curtains are general purpose presence sensing devices designed for use on hazardous machinery for point of operation guarding. Offered in 14 mm and 30 mm resolutions, this SIL 3 rated safety solution offers expanded functionality via the MSR42 controller. The MSR42 controller is also a multi function safety module with hard wired or software configurable operating modes. The MSR42 controller has two PNP OSSDs which can be connected directly to the final switching device. If safety relay outputs are required, up to three safety relay expansion modules (MSR45E) may be easily connected to the controller.

GuardShield Reliability and Functionality, with Added Flexibility

The GuardShield Micro 400 light curtain, connected to an MSR42 controller, improves flexibility for applications requiring two or three light curtains or other safety devices such as safety laser scanners, E-Stops or safety switches by simple configuration of the general purpose MSR42 inputs.



These configurable inputs result in a reduction of the overall system wiring and simplify the safety circuit resulting in lower overall cost for a multiple safety device system. Plus, these small profile safety light curtains fit into areas of machinery or equipment where competitor's light curtains may not.

The GuardShield Micro 400 used in conjunction with the MSR42 controller has a SIL 3 rating per IEC61508. And since these light curtains meet IEC61496 and UL61496 and are CE marked by TÜV, they are also a global solution for a wide range of challenging machine guarding applications.

The GuardShield Micro 400 safety light curtains are ordered as pairs (transmitter and receiver) and are shipped under a single catalog number for ease of selection. The MSR42, MSR45E, ribbon cable connectors and patch cords are ordered separately to complete the safety system.

Features:

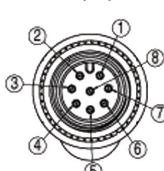
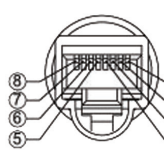
- Pigtail cable with M12 connector
- 3 box system with dedicated safety controller
- Offered in 14 mm and 30 mm resolutions
- Slim profile housing (15 mm x 20 mm)
- 150 mm to 1200 mm protective heights, in 150 mm increments
- DIN controller is also multi function safety module
- Configuration of controller functionality through wiring or software
- Expansion safety relay modules (MSR45E) easily connect to controller
- A global safeguarding solution that meets IEC61496 and UL61496 and is CE marked by TÜV

LISTEN.
THINK.
SOLVE.™

Ordering Information

Resolution	Protective Height — mm (in.)	Number of Beams	Catalog Number		
			Pair	Transmitter Only	Receiver Only
14 mm	150 (5.9)	15	445L-P4C0150FP	445L-T4C0150FP	445L-R4C0150FP
	300 (11.8)	30	445L-P4C0300FP	445L-T4C0300FP	445L-R4C0300FP
	450 (17.7)	45	445L-P4C0450FP	445L-T4C0450FP	445L-R4C0450FP
	600 (23.6)	60	445L-P4C0600FP	445L-T4C0600FP	445L-R4C0600FP
	750 (29.5)	75	445L-P4C0750FP	445L-T4C0750FP	445L-R4C0750FP
	900 (35.4)	90	445L-P4C0900FP	445L-T4C0900FP	445L-R4C0900FP
	1050 (41.3)	105	445L-P4C1050FP	445L-T4C1050FP	445L-R4C1050FP
	1200 (47.2)	120	445L-P4C1200FP	445L-T4C1200FP	445L-R4C1200FP
30 mm	150 (5.9)	6	445L-P4E0150FP	445L-T4E0150FP	445L-R4E0150FP
	300 (11.8)	12	445L-P4E0300FP	445L-T4E0300FP	445L-R4E0300FP
	450 (17.7)	18	445L-P4E0450FP	445L-T4E0450FP	445L-R4E0450FP
	600 (23.6)	24	445L-P4E0600FP	445L-T4E0600FP	445L-R4E0600FP
	750 (29.5)	30	445L-P4E0750FP	445L-T4E0750FP	445L-R4E0750FP
	900 (35.4)	36	445L-P4E0900FP	445L-T4E0900FP	445L-R4E0900FP
	1050 (41.3)	42	445L-P4E1050FP	445L-T4E1050FP	445L-R4E1050FP
	1200 (47.2)	48	445L-P4E1200FP	445L-T4E1200FP	445L-R4E1200FP

Ordering Information — Patchcords


Face View, M12 Connector	Face View, RJ45 Connector	Description	Catalog Number
<p>C-C (3:1)</p>  <p>Pinning Table: 1: Blue 2: Grey 3: Green 4: White 5: Black 6: Pink 7: Brown 8: Yellow Shield: Braid Wires</p>	<p>B-B (3:1)</p>  <p>Pinning Table: 1: Blue 2: Grey 3: Green 4: White 5: Black 6: Pink 7: Brown 8: Yellow Shield: Braid Wires</p>	8-pin M12 to RJ45, 3 m patchcord	445L-AC8RJ*

* Replace symbol with 3 (3 m), 5 (5 m) or 8 (8 m) for standard cable lengths.

MSR42 Micro 400 Controller and Multi Function Safety Module

(shown with MSR45E safety relay expansion modules)

The MSR45E safety relay expansion module easily connects to the MSR42 Micro 400 controller and provides a pair of safety relay outputs per module. A ribbon cable is required to interconnect up to three MSR45E safety expansion modules to an MSR42 controller.



Allen-Bradley, Guardmaster and GuardShield are trademarks of Rockwell Automation, Inc.

www.rockwellautomation.com

Power, Control and Information Solutions Headquarters

Americas: Rockwell Automation, 1201 South Second Street, Milwaukee, WI 53204 USA, Tel: (1) 414.382.2000, Fax: (1) 414.382.4444

Europe/Middle East/Africa: Rockwell Automation, Vorstlaan/Boulevard du Souverain 36, 1170 Brussels, Belgium, Tel: (32) 2 663 0600, Fax: (32) 2 663 0640

Asia Pacific: Rockwell Automation, Level 14, Core F, Cyberport 3, 100 Cyberport Road, Hong Kong, Tel: (852) 2887 4788, Fax: (852) 2508 1846