



Application and Function of 194E-NS-P Shaft Kit

516297 | 11/20/2012 | Access Level: Everyone


 Email this page

 Subscribe to Updates

Question

What is 194E-NS-P shaft kit?

Can this be used with a 194E-E front mount switch or with a 194E-A base mount switch?



Answer

This is basically the same as the 194E-G3675 Metal Shaft adapter Kit, but without the 194R-R1 shaft.

This kit is ordered when you want to use a 194R-PB or 194R-PY handle with a 194E-A 16-100A Base mount switch. This will also work with the 194E-SB or 194E-SY (small style) handles. This kit can not be used with 194E-E 16-100A Front mount switches.

Since the 194E-NS-P does not come with a shaft, you would also have to order a 194R-S1 or 194R-S2 shaft to connect to the 194R-P* or 194E-S*style handle.


This kit was setup because the 194R-R1 shaft will not work with the new 194R-P* or 194E-S* handles and would only end up being thrown away.


A complete kit including a 194R-S1 shaft is also now available as part number 194E-S1-P.

DISCLAIMER

194E-S1-P adapter kit contents

516302 | 11/20/2012 | Access Level: Everyone

 Email this page

 Subscribe to Updates

Question

What is a 194E-S1-P kit?

Answer

It is a kit that consists of:

- 194E-NS-P handle adapter kit and
- 194R-S1 shaft.

The 194E-NS-P kit can be used with the 194R-P* and 194E-S* style handles and 194E-A base mount 16-100A switches.

This kit will be the replacement for the 194E-G3675 kit which was only to be used with the 194R-HS* style handles.

The 194E-G3675 kit was obsolete in late 2014 and the 194R-HS* handles were already obsolete.

The 194E-S1-P instruction sheet has been attached at the bottom of this technote.

Note - This instruction sheet shows both the 194R-R1 and 194R-S1 shafts.

The 194R-S1 rod (shown on the lower left side of the instruction sheet) is the one used with the 194R-P* (and 194E-S*) style handles.

The 194R-R1 shaft (the one with the pin thru it) was the one used with the obsolete 194R-HS** style handles.

Note - currently part number 194E-S2-P is not a valid part number.

You could create the equivalent of a 194E-S2-P kit by ordering a 194E-NS-P (no shaft kit) and a 194R-S2 (long shaft).

*****RA Distributor*****

Marketing has no plans to set up 194E-S2-P as a kit that can be ordered.

*****End RA Distributor*****

Attachments



Allen-Bradley

Installation instruction

Attention: To prevent electrical shock, disconnect from power source before installing or servicing.

Montageanleitung

Achtung: Vor Installations- oder Servicearbeiten Stromversorgung unterbrechen, um Unfälle zu vermeiden.

Instruction de montage

Attention: Avant le montage et la mise en service, couper l'alimentation secteur afin d'éviter tout accident.

Istruzione per il montaggio

Attenzione: Per prevenire infortuni, togliere tensione prima dell'installazione o manutenzione.

Instrucción de montaje

Atención: Desconectar la alimentación eléctrica antes de realizar el montaje y la puesta en servicio, con el objeto de evitar accidentes.

Bulletin
194E

