

LPS-RK — 600 Vac/300 Vdc, 1/10-60A, dual element, time-delay fuses



Catalog symbols:

- LPS-RK_SP (non-indicating)
- LPS-RK_SPI (indicating)

Description:

Ultimate protection Class RK1 dual element, current-limiting, time-delay fuses available with optional open fuse indication on select ratings. Time-delay – 10 seconds (minimum) at 500% of rated current.

Rating

- Volts
 - 600 Vac
 - 300 Vdc*
- Amps 1/10-60 A
- IR
 - 300 kA Vac RMS Sym.
 - 100 kA DC

* DC rating does not apply all indicating versions (LPS-RK_SPI) and the LPS-RK-60SP, non-indicating fuse.

Agency information

- UL Listed, Guide JDDZ, File E4273
- CSA Certified, Class 1422-02, File 53787, Class RK1 per CSA C22.2, No. 248.12
- CE

Catalog no.

LPS-RK-1/10SP	LPS-RK-11/2SP	LPS-RK-41/2SP	LPS-RK-171/2SP*
LPS-RK-2/10SP	LPS-RK-16/10SP	LPS-RK-5SP	LPS-RK-20SP*
LPS-RK-3/10SP	LPS-RK-18/10SP	LPS-RK-56/10SP	LPS-RK-25SP*
LPS-RK-4/10SP	LPS-RK-2SP	LPS-RK-6SP*	LPS-RK-30SP*
LPS-RK-1/2SP	LPS-RK-21/4SP	LPS-RK-61/4SP*	LPS-RK-35SP*
LPS-RK-6/10SP	LPS-RK-21/2SP	LPS-RK-7SP*	LPS-RK-40SP*
LPS-RK-8/10SP	LPS-RK-28/10SP	LPS-RK-8SP*	LPS-RK-45SP*
LPS-RK-1SP	LPS-RK-3SP	LPS-RK-9SP*	LPS-RK-50SP*
LPS-RK-11/8SP	LPS-RK-32/10SP	LPS-RK-10SP*	LPS-RK-60SP*
LPS-RK-11/4SP	LPS-RK-31/2SP	LPS-RK-12SP*	
LPS-RK-14/10SP	LPS-RK-4SP	LPS-RK-15SP*	

* Open fuse indication available by inserting the suffix "I," e.g., LPS-RK-15SPI. Requires 75Vac minimum voltage. Indicating fuses and the LPS-RK-60SP non-indicating fuse are not Vdc rated.

Carton quantity

- 10

Applications

- Feeder and branch circuits
- Motors
- Transformers
- Solenoids
- General purpose circuits

Features and benefits

- Industry's only UL Listed and CSA Certified fuse with a 300kA interrupting rating that allows for simple, worry-free installation in virtually any application.
- Fast short-circuit protection and dual-element, time-delay performance provide ultimate protection.
- Reduces existing fuse inventory by up to 33% when upgrading to Low-Peak fuses.
- Consistent 2:1 ampacity ratios for all Low-Peak fuses make selective coordination easy.
- Time-delay permits 130% FLA sizing for back-up motor protection.
- Current-limitation protects downstream components against damaging thermal and magnetic effects of short-circuit currents.
- Protects against single-phase motor damage.
- Proper sizing can provide "no damage" Type 2 coordinated protection for NEMA and IEC motor controllers.



Powering Business Worldwide

Recommended fuse blocks

Amps	Catalog no.		
	1-Pole	2-Pole	3-Pole
30	RM60030-1	RM60030-2	RM60030-3
60	RM60060-1	RM60060-2	RM60060-3

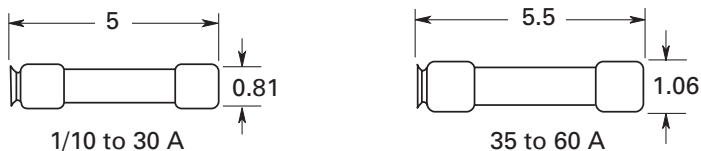
For additional information on the RM600 600 volt fuse blocks, see data sheet no. 10289.

Fuse reducers for Class R fuses

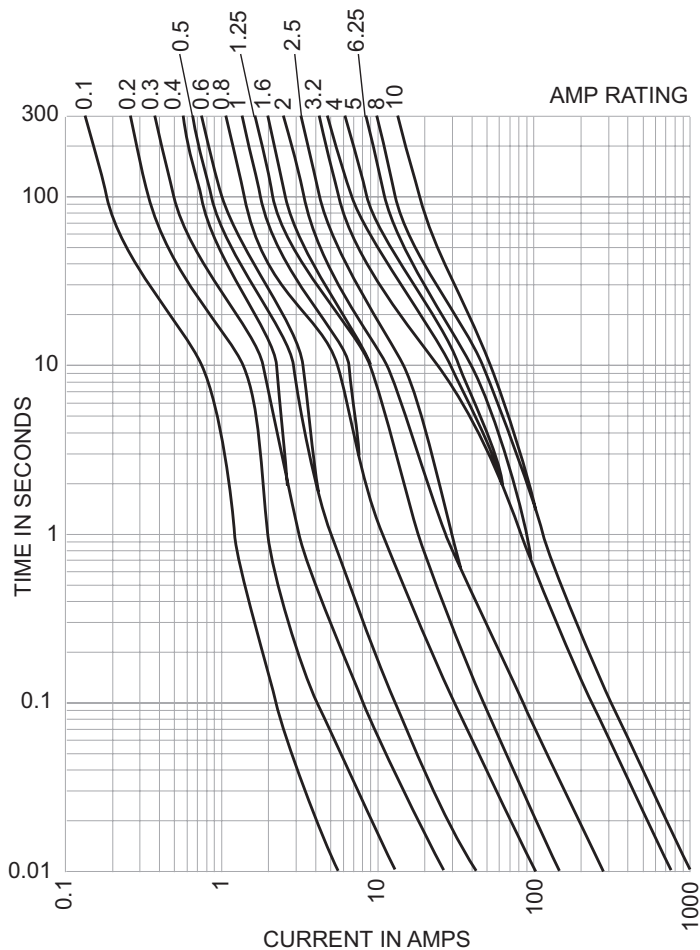
Equipment fuse clips	Desired fuse (case) size	Catalog no.
60 A	30 A	NO.663-R
	30 A	NO.216-R
100A	60 A	NO.616-R
200 A	60 A	NO.626-R

For additional information on Class R fuse reducers, see data sheet no. 1118.

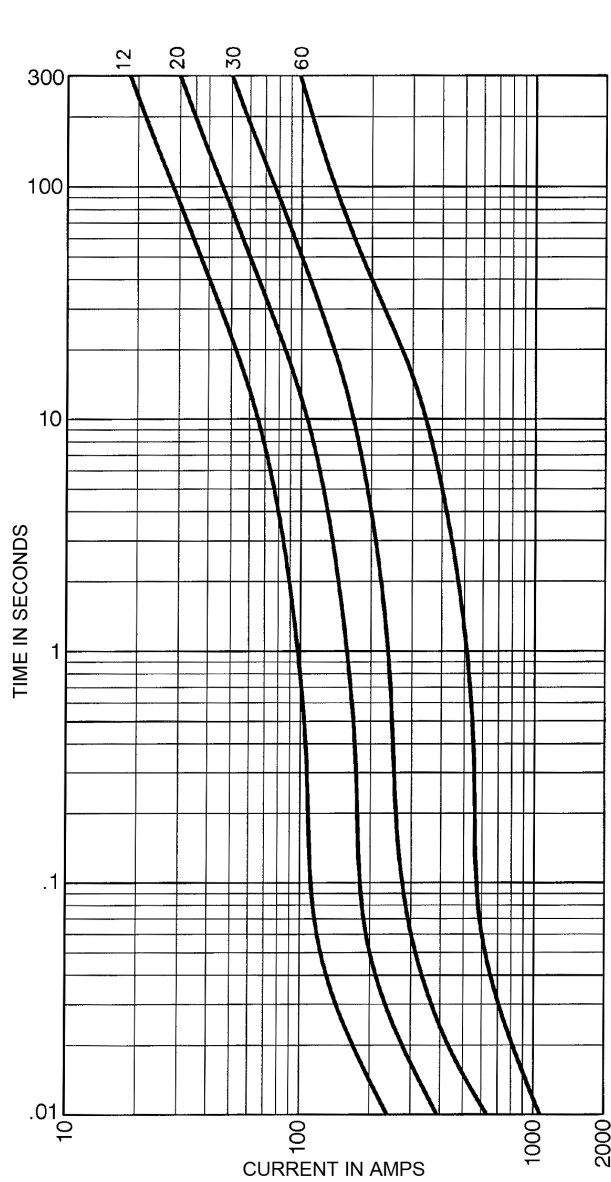
Dimensions — in



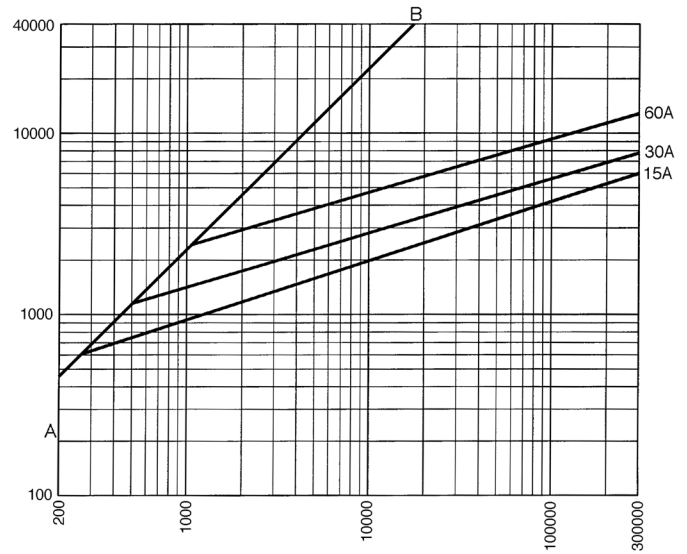
Time-Current Characteristic Curves—Average Melt
 1/10 to 10 Amps



Time-Current Characteristic Curves—Average Melt
12 to 60 Amps



Current-I Limitation curves



Current-limiting effects

Pros. S.C.C.	Let-through current (apparent RMS Sym. vs. fuse rating)	
	30A	60A
—	30A	60A
1000	1000	1000
2000	1000	1000
3000	1000	1000
5000	1000	2000
10,000	1000	2000
15,000	1000	2000
20,000	2000	3000
25,000	2000	3000
30,000	2000	3000
35,000	2000	3000
40,000	2000	3000
50,000	2000	3000
60,000	2000	4000
70,000	2000	4000
80,000	2000	4000
90,000	2000	4000
100,000	2000	4000
150,000	3000	5000
200,000	3000	5000
250,000	3000	6000
300,000	3000	6000