








Accessories

Right Mount



Photo	Product Description ★‡§	Contacts	Standards	Certifications	UL/CSA Max. Current/Voltage	IEC Ratings Current/Voltage	Cat. No.
	Shunt Trip		UL 489 CSA 22.2 No. 5 EN 60947-5-2	UL Listed CSA Certified CE Marked	110...415V AC 110...250V DC	—	1489-AMST1
			UL 489 CSA 22.2 No. 5 EN 60947-5-2	UL Listed CSA Certified CE Marked	12...60V AC/DC	—	1489-AMST2
	Signal Contact	1 N.O./N.C. (1 C.O.) 	UL 489 CSA 22.2 No. 5 EN 60947-5-1 GB 14048.5	UL Listed CSA Certified CE Marked VDE Certified CCC Certified	1A @ 480V AC 2A @ 277V AC 1.5A @ 125V DC 2A @ 60V DC 4A @ 24V DC	2A @ 230V (AC-14) 1A @ 400V (AC-14) 1.5A @ 110V (DC-12) 1A @ 220V (DC-12) 4A @ 24V (DC-13) 2A @ 60V (DC-13)	1489-AMRS3
	Auxiliary Contact	1 N.O./N.C. (1 C.O.) 	UL 489 CSA 22.2 No. 5 EN 60947-5-1 GB 14048.5	UL Listed CSA Certified CE Marked VDE Certified CCC Certified	1A @ 480V AC 2A @ 277V AC 1.5A @ 125V DC 2A @ 60V DC 4A @ 24V DC	2A @ 230V (AC-14) 1A @ 400V (AC-14) 1.5A @ 110V (DC-12) 1A @ 220V (DC-12) 4A @ 24V (DC-13) 2A @ 60V (DC-13)	1489-AMRA3

★ A maximum of two auxiliary contacts **OR** one signal contact and one auxiliary contact may be installed with or without one shunt trip per 1489-M. If a shunt trip is not used, two signal contacts may be installed per 1489-M.

‡ A maximum of three accessories may be installed per 1489-M. The shunt trip must be mounted closest to the 1489-M, then the signal contact, then the auxiliary contact(s). For allowed combinations, and installation instructions please contact your local Rockwell Automation sales office or Allen-Bradley distributor.


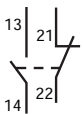

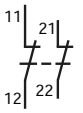

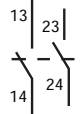
§ The shunt trips are allowed two wires per terminal (one wire per terminal slot). The signal and auxiliary contacts are allowed up to two wires per terminal.

Toggle Mount

Photo	Product Description	Cat. No.
	Lock-out attachment for 1-pole MCB	189-ALOA1
	Lock-out attachment for multi-pole MCB	189-ALOA2


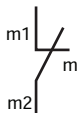

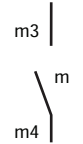
Accessories

Left Mount

Photo	Product Description ★	Contacts	Standards	Certifications	UL/CSA Max. Current/Voltage	IEC Ratings Current/Voltage	Cat. No.
	Auxiliary Contact	1 N.O. + 1 N.C. 	EN 60947-5-1	CE Marked	—	2A @ 230 V (AC-14) 1A @ 400 V (AC-14) 1.5A @ 110 V (DC-12) 1A @ 220 V (DC-12) 4A @ 24 V (DC-13) 2A @ 60 V (DC-13)	189-AL11
		2 N.C. 	EN 60947-5-1	CE Marked	—	2A @ 230 V (AC-14) 1A @ 400 V (AC-14) 1.5A @ 110 V (DC-12) 1A @ 220 V (DC-12) 4A @ 24 V (DC-13) 2A @ 60 V (DC-13)	189-AL02
		2 N.O. 	EN 60947-5-1	CE Marked	—	2A @ 230 V (AC-14) 1A @ 400 V (AC-14) 1.5A @ 110 V (DC-12) 1A @ 220 V (DC-12) 4A @ 24 V (DC-13) 2A @ 60 V (DC-13)	189-AL20

★ Only one left mount auxiliary contact may be installed per 1492-SP.



Bottom Mount

Photo	Product Description Δ	Contacts	Standards	Certifications‡	UL/CSA Max. Current/Voltage	IEC Ratings Current/Voltage	Cat. No.
	Auxiliary Contact	1 N.C. 	UL1077 CSA C22.2 No.235 EN 60947-5-1 GB 14048.5	UL Recognized CSA Certified CE Marked CCC Certified	2 A @ 230V AC 2 A @ 50V DC	2A @ 230 V (AC-14) 2A @ 30V (DC-12) 1A @ 50 V (DC-12) 2A @ 30 V (DC-13) 1A @ 50 V (DC-13)	189-AB01
		1 N.O. 	UL1077 CSA C22.2 No.235 EN 60947-5-1 GB 14048.5	UL Recognized CSA Certified CE Marked CCC Certified	2 A @ 230V AC 2 A @ 50V DC	2A @ 230 V (AC-14) 2A @ 30V (DC-12) 1A @ 50 V (DC-12) 2A @ 30 V (DC-13) 1A @ 50 V (DC-13)	189-AB10


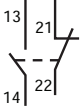

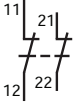

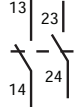
Δ Only one bottom mount auxiliary contact may be installed per 1492-SP.

‡ Bottom mount auxiliaries show a CE Mark on the product instruction sheet and packaging, but not on the product itself.

Toggle Mount


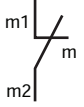

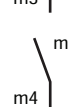
Photo	Product Description	Cat. No.
	Lock-out attachment for 1-pole MCB	189-ALOA1
	Lock-out attachment for multi-pole MCB	189-ALOA2

Left Mount

Photo	Product Description ★	Contacts	Standards	Certifications	UL/CSA Max. Current/Voltage	IEC Ratings Current/Voltage	Cat. No.
	Auxiliary Contact	1 N.O. + 1 N.C. 	EN 60947-5-1	CE Marked	—	2A @ 230V (AC-14) 1A @ 400V (AC-14) 1.5A @ 110V (DC-12) 1A @ 220V (DC-12) 4A @ 24V (DC-13) 2A @ 60V (DC-13)	189-AL11
		2 N.C. 	EN 60947-5-1	CE Marked	—	2A @ 230V (AC-14) 1A @ 400V (AC-14) 1.5A @ 110V (DC-12) 1A @ 220V (DC-12) 4A @ 24V (DC-13) 2A @ 60V (DC-13)	189-AL02
		2 N.O. 	EN 60947-5-1	CE Marked	—	2A @ 230V (AC-14) 1A @ 400V (AC-14) 1.5A @ 110V (DC-12) 1A @ 220V (DC-12) 4A @ 24V (DC-13) 2A @ 60V (DC-13)	189-AL20

★ Only one left mount auxiliary contact may be installed per 1492-D.



Bottom Mount

Photo	Product Description Δ	Contacts	Standards	Certifications‡	UL/CSA Max. Current/Voltage	IEC Ratings Current/Voltage	Cat. No.
	Auxiliary Contact	1 N.C. 	UL1077 CSA C22.2 No.235 EN 60947-5-1 GB 14048.5	UL Recognized CSA Certified CE Marked CCC Certified	2 A @ 230V AC 2 A @ 50V DC	2A @ 230V (AC-14) 2A @ 30V (DC-12) 1A @ 50V (DC-12) 2A @ 30V (DC-13) 1A @ 50V (DC-13)	189-AB01
		1 N.O. 	UL1077 CSA C22.2 No.235 EN 60947-5-1 GB 14048.5	UL Recognized CSA Certified CE Marked CCC Certified	2 A @ 230V AC 2 A @ 50V DC	2A @ 230V (AC-14) 2A @ 30V (DC-12) 1A @ 50V (DC-12) 2A @ 30V (DC-13) 1A @ 50V (DC-13)	189-AB10

Δ Only one bottom mount auxiliary contact may be installed per 1492-D.


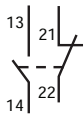

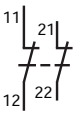

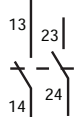
‡ Bottom mount auxiliaries show a CE Mark on the product instruction sheet and packaging, but not on the product itself.

Toggle Mount

Photo	Product Description	Cat. No.
	Lock-out attachment for 1-pole MCB	189-ALOA1
	Lock-out attachment for multi-pole MCB	189-ALOA2


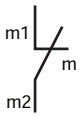

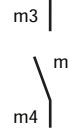
Accessories

Left Mount

Photo	Product Description ★	Contacts	Standards	Certifications	UL/CSA Max. Current/Voltage	IEC Ratings Current/Voltage	Cat. No.
	Auxiliary Contact	1 N.O. + 1 N.C. 	EN 60947-5-1	CE Marked	—	2A @ 230 V (AC-14) 1A @ 400 V (AC-14) 1.5A @ 110 V (DC-12) 1A @ 220 V (DC-12) 4A @ 24 V (DC-13) 2A @ 60 V (DC-13)	189-AL11
		2 N.C. 	EN 60947-5-1	CE Marked	—	2A @ 230 V (AC-14) 1A @ 400 V (AC-14) 1.5A @ 110 V (DC-12) 1A @ 220 V (DC-12) 4A @ 24 V (DC-13) 2A @ 60 V (DC-13)	189-AL02
		2 N.O. 	EN 60947-5-1	CE Marked	—	2A @ 230 V (AC-14) 1A @ 400 V (AC-14) 1.5A @ 110 V (DC-12) 1A @ 220 V (DC-12) 4A @ 24 V (DC-13) 2A @ 60 V (DC-13)	189-AL20

★ Only one left mount auxiliary contact may be installed per 188.



Bottom Mount

Photo	Product Description Δ‡	Contacts	Standards	Certifications‡	UL/CSA Max. Current/Voltage	IEC Ratings Current/Voltage	Cat. No.
	Auxiliary Contact	1 N.C. 	UL1077 CSA C22.2 No.235 EN 60947-5-1 GB 14048.5	UL Recognized CSA Certified CE Marked CCC Certified	2 A @ 230V AC 2 A @ 30V DC	2A @ 230 V (AC-14) 2A @ 30V (DC-12) 1A @ 50 V (DC-12) 2A @ 30 V (DC-13) 1A @ 50 V (DC-13)	189-AB01
		1 N.O. 	UL1077 CSA C22.2 No.235 EN 60947-5-1 GB 14048.5	UL Recognized CSA Certified CE Marked CCC Certified	2 A @ 230V AC 2 A @ 30V DC	2A @ 230 V (AC-14) 2A @ 30V (DC-12) 1A @ 50 V (DC-12) 2A @ 30 V (DC-13) 1A @ 50 V (DC-13)	189-AB10

Δ Only one bottom mount auxiliary contact may be installed per 188.

‡ Bottom mount auxiliaries show a CE Mark on the product instruction sheet and packaging, but not on the product itself.

Toggle Mount

Photo	Product Description	Cat. No.
	Lock Out attachment for 1-pole MCB	189-ALOA1
	Lock Out attachment for multi-pole MCB	189-ALOA2