




1492-PG3Q



Terminal Blocks—Dimensions (W x H x L): 5.1 x 36.5 x 77.5 mm		
Color	Cat. No.	Pkg. Qty.
 Green/Yellow	1492-PG3Q	50

Specifications — Single-level Feed-through Grounding Terminal Block			
Certifications	 /CSA	IEC	ATEX
Voltage Rating	600V AC/DC	800V AC/DC	550V AC/DC
Wire Range (Rated Cross Section)	26...12 AWG	2.5 mm ²	2.5 mm ²
Wire Strip Length	0.4 in. (10 mm)		
Density	59 pcs/ft (196 pcs/m)		
Housing Temperature Range	-76...+266°F (-60...+130 °C)		

Accessories		Cat. No.	Pkg. Qty.
Mounting Rails, End Barriers, End Anchors and Retainers			
Mounting Rail 1 m Symmetrical DIN	Steel	199-DR1	10
	Aluminum	1492-DR5	10
	Hi-Rise (Aluminum)	1492-DR6	2
	Angled (Steel)	1492-DR7	2
End Barriers	Gray	1492-EBP3Q	50
	Blue	1492-EBP3Q-B	50
	Yellow	1492-EBP3Q-Y	50
End Retainer		1492-ERL35	20
End Anchor DIN Rail	Normal Duty	1492-EAJ35	100
	Heavy Duty	1492-EAHJ35	50
	Normal Duty	1492-EAP35	50

Accessories		Cat. No.	Pkg. Qty.
Center Jumpers⁽¹⁾			
2-pole	Orange	1492-CJP3-2	60
3-pole		1492-CJP3-3	20
4-pole		1492-CJP3-4	
5-pole		1492-CJP3-5	
6-pole		1492-CJP3-6	
7-pole		1492-CJP3-7	
8-pole		1492-CJP3-8	
9-pole		1492-CJP3-9	
10-pole		1492-CJP3-10	
20-pole		1492-CJP3-20	
50-pole	1492-CJP3-50		

Test Plugs			
Test Plugs	Start Test Plug	1492-PTPS	50
	Test Plug	1492-P3TPE	50

Marking Systems		
ClearMark Advanced and ClearPlot Basic Marker Cards	1492-MR5X8 (120/card)	5 cards
ClearMultiprint Markers	1492-MT5X8 (800/roll)	1 roll

(1) Available in orange as standard, to order other colors add the appropriate suffix to the catalog number listed: Blue =B, Red = RE. Example for a red 2-pole center jumper, the catalog number is 1492-CJP3-2-RE.

Wiring Diagram



IMPORTANT See page 93 for ferrule selection.