




1492-PG2Q



Terminal Blocks—Dimensions (W x H x L): 3.5 x 33.5 x 67.5 mm			
Color	Cat. No.	Pkg. Qty.	
 Green/Yellow	1492-PG2Q	50	

Specifications — Single-level Feed-through Grounding Terminal Block			
Certifications	 /CSA	IEC	ATEX
Voltage Rating	300V AC/DC	500V AC/DC	550V AC/DC
Wire Range (Rated Cross Section)	26...14 AWG	1.5 mm ²	1.5 mm ²
Wire Strip Length	0.31 in. (8 mm)		
Density	87 pcs/ft (285 pcs/m)		
Housing Temperature Range	-76...+266°F (-60...+130 °C)		

Accessories	Cat. No.	Pkg. Qty.	
Mounting Rails, End Barriers, End Anchors and Retainers			
Mounting Rail 1 m Symmetrical DIN	Steel	199-DR1	10
	Aluminum	1492-DR5	10
	Hi-Rise (Aluminum)	1492-DR6	2
	Angled (Steel)	1492-DR7	2
End Barriers	Gray	1492-EBP2Q	50
	Blue	1492-EBP2Q-B	50
	Yellow	1492-EBP2Q-Y	50
End Retainer		1492-ERL35	20
End Anchor DIN Rail	Normal Duty	1492-EAJ35	100
	Heavy Duty	1492-EAHJ35	50
	Normal Duty	1492-EAP35	50

Accessories	Cat. No.	Pkg. Qty.
Center Jumpers⁽¹⁾		
2-pole	1492-CJP2-2	20
3-pole	1492-CJP2-3	
4-pole	1492-CJP2-4	
5-pole	1492-CJP2-5	
6-pole	1492-CJP2-6	
7-pole	1492-CJP2-7	
8-pole	1492-CJP2-8	
9-pole	1492-CJP2-9	
10-pole	1492-CJP2-10	
20-pole	1492-CJP2-20	

Test Plugs			
Test Plugs	Start Test Plug	1492-PTPS	50
	Test Plug	1492-P2TPE	50

Marking Systems		
ClearMark Advanced and ClearPlot Basic Marker Cards	1492-M3X10 (192/card)	5 cards
ClearMultiprint Markers	1492-MT3X8 (1000/roll)	1 roll

(1) Available in orange as standard, to order other colors add the appropriate suffix to the catalog number listed: Blue =B, Red = RE. Example for a red 2-pole center jumper, the catalog number is 1492-CJP2-2-RE.

Wiring Diagram



IMPORTANT See page 92 for ferrule selection.