

SMALL GL66 SERIES STAINLESS STEEL WALL-MOUNT ENCLOSURES



INDUSTRY STANDARDS

Mounting brackets required to meet UL/CSA external mounting requirements.

UL 508A Listed; Type 3, 4, 4X, 12; File No. E61997
 cUL Listed per CSA C22.2 No. 94; Type 3, 4, 4X, 12; File No. E61997

NEMA/EEMAC Type 4, 4X, 12
 CSA, File No. 42186: Type 4, 4X, 12
 IEC 60529, IP66

APPLICATION

With streamlined styling and an attractive finish, these enclosures are an excellent option when style and function are key. Manufactured in Type 304 stainless steel, these enclosures are ideal for indoor or outdoor applications which require corrosion protection from chemicals and water. The enclosures contain an external body flange to prevent contaminants from entering the enclosure; a strong door with removable hinges; a conductive panel and quarter-turn latch with 3mm double-bit insert for a secure closure.

SPECIFICATIONS

- Dimensions in millimeters
- Manufactured from Type 304 14 and 16 gauge stainless steel; 16 gauge doors and 14 gauge bodies
- Type 316 stainless steel hinge pins
- Seams continuously welded and ground smooth
- External formed body flange
- Large perimeter body opening
- Mounting holes in back of body for direct mounting or for optional external mounting brackets
- Seamless foam-in-place gasket
- Grounding stud on the body
- Bonding provision on the door
- Quarter-turn latches furnished with 3mm double-bit insert
- Door opens 180 degrees
- Furnished hardware kit includes 12 gauge back panel, panel mounting screws, grounding hardware and sealing washers for wall-mounting holes
- Installation instructions

FINISH

Door and body have a smooth #3 brushed finish.

ACCESSORIES

- DIN Rail or Panel-Mounting Brackets
- DIN3 Rails
- Lock Inserts
- Mounting-Bracket Kit
- Wing Knob Latch

MODIFICATION AND CUSTOMIZATION

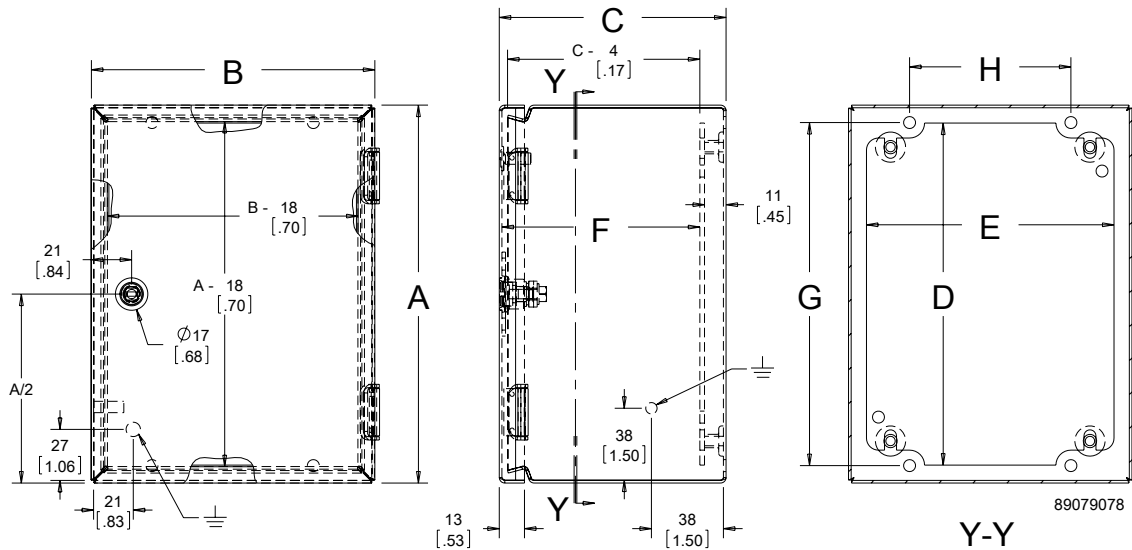
Hoffman excels at modifying and customizing products to your specifications. Contact your local Hoffman sales office or distributor for complete information.

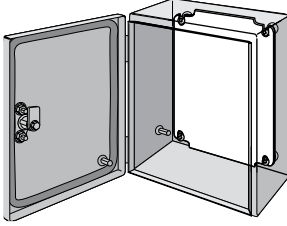
BULLETIN: GL66SS

Standard Product

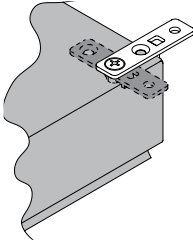
Catalog Number	AxBxC mm/in.	Panel	Panel Size D x E mm/in.	Mounting G x H mm/in.	F mm/in.
MHC15015080SS	150 x 150 x 80 5.91 x 5.91 x 3.15	LP1515G	131 x 131 5.16 x 5.16	132 x 85 5.18 x 3.36	65 2.56
MHC30015080SS	300 x 150 x 80 11.81 x 5.91 x 3.15	LP3015G	281 x 131 7.13 x 5.16	281 x 85 11.08 x 3.36	65 2.56
MHC30020080SS	300 x 200 x 80 11.81 x 7.87 x 3.15	LP3020G	281 x 181 11.06 x 7.13	281 x 135 11.08 x 5.33	65 2.56
MHC150150120SS	150 x 150 x 120 5.91 x 5.91 x 4.72	LP1515G	131 x 131 5.16 x 5.16	132 x 85 5.18 x 3.36	105 4.13
MHC200150120SS	200 x 150 x 120 7.87 x 5.91 x 4.72	LP2015G	181 x 131 7.13 x 5.16	182 x 85 7.15 x 3.36	105 4.13
MHC300150120SS	300 x 150 x 120 11.81 x 5.91 x 4.72	LP3015G	281 x 131 7.13 x 5.16	281 x 85 11.08 x 5.33	105 4.13
MHC300200120SS	300 x 200 x 120 11.81 x 7.87 x 4.72	LP3020G	281 x 181 11.06 x 7.13	281 x 135 11.08 x 5.33	105 4.13
MHC300300120SS	300 x 300 x 120 11.81 x 11.81 x 4.72	LP3030G	281 x 281 11.06 x 11.06	281 x 235 11.08 x 9.27	105 4.13
MHC250200150SS	250 x 200 x 150 9.84 x 7.87 x 5.91	LP2520G	231 x 181 9.10 x 7.13	232 x 135 9.12 x 5.33	135 5.31
MHC300250150SS	300 x 250 x 150 11.81 x 9.84 x 5.91	LP3025G	281 x 231 11.06 x 9.10	281 x 185 11.08 x 7.30	135 5.31
MHC400300150SS	400 x 300 x 150 15.75 x 11.81 x 5.91	LP4030G	381 x 281 13.03 x 11.06	381 x 235 13.05 x 9.27	135 5.31
MHC300250200SS	300 x 250 x 200 11.81 x 9.84 x 7.87	LP3025G	281 x 231 11.06 x 9.10	281 x 185 11.08 x 7.30	185 7.28
MHC350300200SS	350 x 300 x 200 13.78 x 11.81 x 7.87	LP3530G	331 x 281 13.04 x 11.06	332 x 235 13.05 x 9.27	185 7.28

Panel is included with the enclosure.



PANEL


Panels are 12 gauge steel with a white polyester powder paint or conductive finish. Ground hole is labeled. Sized for M6 fastener.

MOUNTING-BRACKET KIT

BULLETIN: A53, A54P

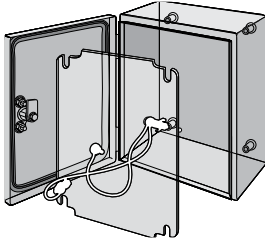
Catalog Number	Material	Panel Size D x E (mm)	Panel Size D x E (in.)	Fits INLINE Enclosure Size (mm)
LP1515	Painted Steel	131 x 131	5.16 x 5.16	150 x 150
LP1515G	Conductive	131 x 131	5.16 x 5.16	150 x 150
LP2015	Painted Steel	181 x 131	7.13 x 5.16	200 x 150
LP2015G	Conductive	181 x 131	7.13 x 5.16	200 x 150
LP2520	Painted Steel	231 x 181	9.10 x 7.13	250 x 200
LP2520G	Conductive	231 x 181	9.10 x 7.13	250 x 200
LP3025	Painted Steel	281 x 231	11.07 x 9.10	300 x 250
LP3025G	Conductive	281 x 231	11.07 x 9.10	300 x 250
LP3530	Painted Steel	331 x 281	13.04 x 11.07	350 x 300
LP3530G	Conductive	331 x 281	13.04 x 11.07	350 x 300

Kit is field-installable on all solid-back-body enclosures. Hardware included. Four brackets per kit.

BULLETIN: A54SY

Catalog Number	Description
LMFKSS	Type 316L stainless steel mounting-bracket kit

GROUNDING KIT

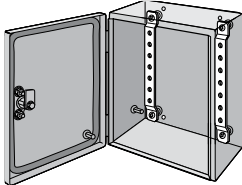


Grounding Kit provides means to attach a grounding conductor to the enclosure. Kit includes two insulated copper wires with a ring terminal at each end, all installation hardware and instructions.

BULLETIN: A54Y

Catalog Number	Product Weight
LL6K	0.2 lb.

DIN RAIL OR PANEL-MOUNTING BRACKETS



Use as a mounting framework to install DIN rails or a panel. Bracket is offset for additional space in front of or behind mounted equipment. Plated 12 gauge steel. Mounting hardware included. Brackets are required for DIN3 type rails.

BULLETIN: A54Y

Catalog Number	Fits INLINE Enclosure
LMK15	when A or B = 150 mm
LMK20	when A or B = 200 mm
LMK25	when A or B = 250 mm
LMK30	when A or B = 300 mm
LMK35	when A or B = 350 mm

600-mm and longer enclosures require two sets of brackets for mounting panels.

