

IndustrialNet™ TX5e™ Connectors

specifications

8-position, industrial connectors shall be applicable for use in manufacturing environments and shall meet/exceed the ANSI/TIA-568-C.2 standard for Category 5e performance requirements. Bulkhead RJ45 jack and plug shall incorporate an IP67 rated seal and shall be designed to provide protection from dust and temporary immersion in water typically found in harsh industrial environments. Tethered protective cap shall ensure IP67 protection of the connector and plug in the unmated condition. Secondary seals on both the connector and plug shall provide an additional environmental barrier. Termination to a 4-pair 24 AWG 100 Ohm twisted pair cable shall not require the use of a punchdown tool. AN IP67 rating shall be achieved when mated with an IP67 and NEMA UL Type 12 industrial grade, bayonet style patch cord.



technical information

Category 5e/Class D channel and component performance:	Exceeds channel and component requirements of ANSI/TIA-568-C.2 Category 5e and ISO11801 Class D standards at swept frequencies 1 to 100 MHz
Electrical/mechanical performance:	Meets all ODVA Ethernet/IP electrical and mechanical performance requirements
Environmental protection:	Protects and seals connections against dust and water immersion to ANSI/IEC 60529-2004 Vibration, temperature and chemical resistant; shielded version further enhances electromagnetic performance
FCC and ANSI/TIA compliance:	Meets ANSI/TIA-1096-A; contacts plated with 50 microinches of gold for superior performance
IEC compliance:	Plug meets IEC 60603-7 specifications
IP compliance:	Rated IP67 for dust protection and temporary liquid immersion
NEMA/UL compliance:	Rated UL Type 12 to provide protection against circulating dust, falling dirt, and dripping noncorrosive liquids
Packaging:	Connector and plug include protective cap
RoHS compliancy status:	Compliant
PoE compliance:	Meets IEEE 802.3af and IEEE 802.3at for PoE applications
Conductor termination range for plug:	Wire cap compatible with 24 – 26 AWG solid or stranded cable with conductor insulation diameters of 0.035 in. to 0.040 in. and overall cable O.D. 0.205 in. to 0.250 in.

key features and benefits

Bulkhead anti-rotation washer	Eliminates the potential for module rotation
Connector mounting nut	Holds bulkhead safely and securely from inside of enclosure
Robust construction	Plug contact plated with 50 microinches of gold
Bayonet style interface	Provides positive reinforcement during mated condition; rated to 100 mating cycles
Protective cap	Maintains IP67 seal during unmated connection
Utilizes patented Giga-TX™ Technology	Optimizes performance by reducing conductor untwist to less than 1/8"
Forward motion termination	Speeds installation and places no impact on critical components for maximum reliability
Industry standard RJ45 interface	Familiar to end users
No punchdown tool required	Can terminate with standard adjustable slipjaw pliers or optional termination tool (EGJT)
Universal wiring scheme	Termination cap is color coded for T568A and T568B wiring schemes
Standard mounting	Bulkhead connector fits into optional faceplate as well as standard IEC 1-13/64 in. (30.5mm) diameter mounting hole

applications

IndustrialNet™ TX5e™ Connectors provide an ideal solution to support Industrial Ethernet from the Local Area Network (LAN) based support offices to the processing devices on the plant floor. The Bulkhead RJ45 Industrial Ethernet Connector is a key component to an overall Industrial Ethernet application. In most designs, the bulkhead connector will be the interface that protects the integrity of the Ethernet data transfer from the switch, and PLC out to the devices or up to the horizontal plant backbone. Typical work cells requiring the IP67 protection, where wash down is needed.

This is common in the food and beverage industry where bacterial contamination is present. The bulkhead connector also offers high temperature resilience, namely 85°C storage and 70°C operating. In manufacturing facilities such as metal processing, welding, and chemical batch processing, high temperatures are normal. Vibration is also a concern, as in automotive panel stamping plants and work cells. The IndustrialNet™ TX5e™ Connectors protect the RJ45 mating even in the most severe vibration applications.

IndustrialNet™ TX5e™ Connectors	
Unshielded:	IAEBH5E
Shielded:	IAEBH5ES
Coupler, Unshielded:	IAEBHC5E
Coupler, Shielded:	IAEBHC5ES
IndustrialNet™ TX5e™ Modular Plugs	
Unshielded:	MPI588T
Shielded:	MPSI588T
IndustrialNet™ TX5e™ Patch Cords	
UTP with caps:	IUTPCH3BL*Y
STP with caps:	ISTPCH1MBL**Y
IndustrialNet™ Stainless Steel Faceplates	
Single gang:	IAEFP1
Double gang:	IAEFP2-2G
Tools and Accessories	
Termination tool (optional):	EGJT
Wire snipping tool:	CWST
Wire stripping tool:	CJAST

*For lengths 5, 7, 10, 15, or 20 feet, change the length designation in the part number to the desired length. For example, the part number for a 7-foot, UTP patch cord is IUTPCH7BLY.

**For lengths 2, 3, or 5 meters, change the length designation in the part number to the desired length. For example, the part number for a 5-meter, shielded patch cord is ISTPCH5MBLY.

Test Results

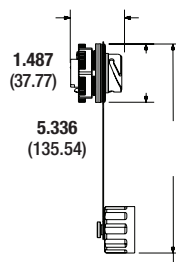
Performance Test	Test Method	100 MHz Required Performance (dB)	100 MHz Typical Test Results (dB)
<i>NEXT</i>	Additional Transmission Performance Specifications for 4-pair Ohm Category 5e Cabling, ANSI/TIA-568-C.2	>43	>45
<i>FEXT</i>		>35	>37
<i>Attenuation</i>		<0.40	<0.10
<i>Return Loss</i>		>20	>30

Consult technical support for cable brand specific channel test results.

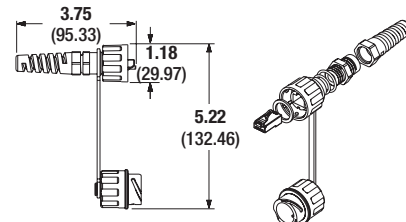
Mechanical Test	Test Method	Measurement	Required Performance
<i>Normal Force</i>	—	Load (grams)	>150
<i>Vibration</i>	IEC 512-6d	Circuit Resistance Change (mOhms)	<1
<i>Shock</i>	IEC 512-6c	Contact Disturbance (microsecond)	<1
<i>Durability</i>	IEC 512-9a	Circuit Resistance Change (mOhms)	<5
<i>Mating/Unmating</i>	IEC 512-13b	Mating Force (N)	<15
		Unmating Force (N)	<15

Mechanical Test	Test Method	Measurement	Required Performance
<i>Low Level Circuit Resistance</i>	IEC 512-2a	Resistance (mOhms)	<5
<i>Dielectric withstand Voltage</i>	IEC 512-4a	1000VAC, 1 minute	Passed
<i>Insulation Resistance</i>	IEC 512-3a	Resistance (mOhms)	>1000

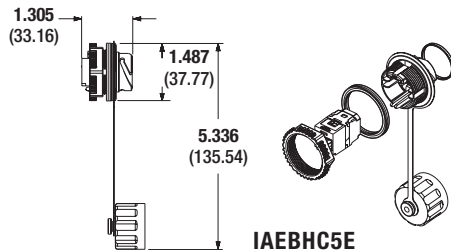
Mechanical Test	Test Method	Measurement	Required Performance
<i>Temperature Life</i>	IEC 512-9b	Circuit Resistance Change (mOhms)	<1
<i>Humidity</i>	IEC 512-11c	Circuit Resistance Change (mOhms)	<2
<i>Thermal Shock</i>	IEC 512-11d	Circuit Resistance Change (mOhms)	<5
<i>Climactic Sequence</i>	IEC 512-11a	Circuit Resistance Change (mOhms)	<5
<i>Flowing Mixed Gas Corrosion</i>	IEC 512-11g	Circuit Resistance Change (mOhms)	<5



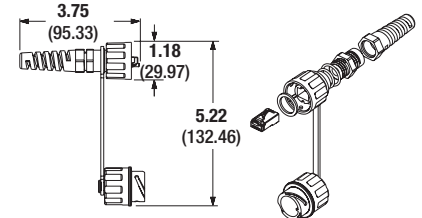
IAEBH5E



MPI588T



IAEBHC5E



MPSI588T

Dimensions are in inches. (Dimensions in parenthesis are metric).

WORLDWIDE SUBSIDIARIES AND SALES OFFICES

PANDUIT US/CANADA
Phone: 800.777.3300

PANDUIT EUROPE LTD.
London, UK
Phone: 44.20.8601.7200

PANDUIT SINGAPORE PTE. LTD.
Republic of Singapore
Phone: 65.6305.7575

PANDUIT JAPAN
Tokyo, Japan
Phone: 81.3.6863.6000

PANDUIT LATIN AMERICA
Guadalajara, Mexico
Phone: 52.33.3777.6000

PANDUIT AUSTRALIA PTY. LTD.
Victoria, Australia
Phone: 61.3.9794.9020

For a copy of Panduit product warranties, log on to www.panduit.com/warranty



For more information
Visit us at www.panduit.com
Contact Customer Service by email: cs@panduit.com
or by phone: 800.777.3300

© 2021 Panduit Corp.
ALL RIGHTS RESERVED.
COSP233--WW-ENG
4/2021