

Overview

Aruba 2530 Switch Series

The Aruba 2530 Switch Series provides cost-effective, reliable and secure access layer connectivity for enterprises, branch offices and small and midsize businesses.

These fully managed switches deliver Layer 2 capabilities with enhanced access security, traffic prioritization, sFlow, and IPv6 host support. Right size deployment is available with a range of Gigabit and Fast Ethernet models including compact and fanless models which are ideal for use in quiet work spaces. PoE+ models deliver up to 370W to power access points, IP phones and cameras.

The Aruba 2530 Switch Series is easy to deploy, use and manage using Aruba AirWave or Aruba Central. Aruba ClearPass offers network access control (NAC) and external captive portal support. The switches include a Limited Lifetime Warranty.



Aruba 2530 Switch Series

Overview

Models

Aruba 2530 24 PoE+ Switch	J9779A
Aruba 2530 8 PoE+ Switch	J9780A
Aruba 2530 48 Switch	J9781A
Aruba 2530 24 Switch	J9782A
Aruba 2530 8 Switch	J9783A
Aruba 2530 8 PoE+ Internal PS Switch	JL070A

Key Features

- Cost-effective, reliable and secure Aruba Layer 2 switch series
 - Flexible Management via Aruba AirWave, Aruba Central, and Aruba ClearPass Policy Manager
 - Right size deployment with choice of 8, 24 and 48 port Gigabit and Fast Ethernet models
 - Up to 370W PoE+ to power IoT, APs and cameras
 - REST API support
 - Simple deployment with Zero Touch Provisioning
-



Standard Features

Wired and Wireless

- **Switch Auto-Configuration**
automatically configures switch for different settings such as VLAN, CoS, PoE max power, and PoE priority when an Aruba access point is detected
 - **Local User Role**
defines a set of switch-based policies in areas such as security, authentication, and QoS. A user role can be assigned to a group of users or devices, using local switch configuration (YA releases only).
-

Quality of Service (QoS)

- **Traffic Prioritization (IEEE 802.1p)**
allows for real-time traffic classification. Supports eight priority levels mapped to either two or four queues, and uses weighted deficit round robin (WDRR) or strict priority
 - **Simplified Qos Configuration**
 - **Port-Based**
traffic prioritization by specifying a port and priority level
 - **VLAN-Based**
traffic prioritization by specifying a VLAN and priority level
 - **Class Of Service (CoS)**
sets the IEEE 802.1p priority tag based on IP address, IP Type of Service (ToS), Layer 3 protocol, TCP/UDP port number, source port, and DiffServ
 - **Rate limiting**
establishes per-port ingress-enforced maximums for all traffic or for broadcast, multicast, or unknown destination traffic
 - **Layer 4 Prioritization**
enables priorities based on TCP/UDP port numbers
 - **Flow Control**
delivers reliable communication during full-duplex operation
-

Layer 2 Switching

- **VLANs**
supports 512 VLANs and 4,094 VLAN IDs
 - **Jumbo Packet Support**
improves the performance of large data transfers; supports frame size of up to 9,220 bytes
 - **16K MAC address table**
provides access to many Layer 2 devices
 - **GARP VLAN Registration Protocol**
allows automatic learning and dynamic assignment of VLANs
 - **Rapid Per-VLAN Spanning Tree (RPVST+)**
allows each VLAN to build a separate spanning tree to improve link bandwidth usage; is compatible with PVST+
-

Warranty and support

- **Limited Lifetime Warranty**
see <http://www.hpe.com/networking/warrantysummary> for warranty and support information included with your product purchase.
-

Software releases

- to find software for your product, refer to <http://www.hpe.com/networking/support>; for details on the software releases available with your product purchase, refer to <http://www.hpe.com/networking/warrantysummary>
-



Standard Features

Simplified Configuration and Management

- **Aruba Central Cloud-Based Management Platform**
offers a simple, secure and cost effective way to manage switches. Complies with RFC 7030 for encryption key enrollment
 - **Zero-Touch Provisioning (ZTP)**
simplifies installation of the switch infrastructure using DHCP-based process with AirWave
 - **Choice Of Management Interfaces**
 - **HTML-Based Easy-To-Use Web GUI**
allows configuration of the switch from any Web browser
 - **Robust CLI**
provides advanced configuration and diagnostics
 - **Simple Network Management Protocol (Snmpv1/V2c/V3)**
allows the switch to be managed with a variety of third-party network management applications
 - **Flexible Management**
supports both cloud-based Central and on-premise AirWave without ripping and replacing switching infrastructure
 - **Virtual Stacking**
provides single IP address management for up to 16 switches individually
 - **sFlow (RFC 3176)**
delivers wire-speed traffic accounting and monitoring, configured by SNMP and CLI with three terminal encrypted receivers
 - **IEEE 802.1AB Link Layer Discovery Protocol (LLDP)**
automates device discovery protocol for easy mapping by network management applications
 - **Provides Local And Remote Logging Of Events**
via SNMP (v2c and v3) and syslog; provides log throttling and log filtering to reduce the number of log events generated
 - **Port Mirroring**
allows traffic to be mirrored on any port or a network analyzer to assist with diagnostics or detecting network attacks
 - **Remote Monitoring (RMON)**
provides advanced monitoring and reporting capabilities for statistics, history, alarms, and events
 - **Find, Fix, And Inform**
finds and fixes common network problems automatically, and then informs the administrator
 - **Friendly Port Names**
allows assignment of descriptive names to ports
 - **Dual Flash Images**
provides independent primary and secondary operating system files for backup while upgrading
 - **Multiple Configuration Files**
are easily stored with a flash image
 - **Front-Panel LEDs**
 - **Locator LEDs**
allows users to set the locator LED on a specific switch to turn on, blink, or turn off; and simplifies troubleshooting by making it easy to locate a particular switch within a rack of similar switches
 - **Per-Port LEDs**
provides an at-a-glance view of the status, activity, speed, and full-duplex operation
 - **Power And Fault LEDs**
display issues, if any
-



Standard Features

Connectivity

- **Compact And Fanless 8-Port Models**
offer quiet operation for acoustically sensitive areas and uplink flexibility with two dual-personality ports that can be used as either RJ-45 Gigabit Ethernet or SFP ports.
- **Four Built-In Gigabit Ethernet Uplinks On 24- And 48- Port Models**
Gigabit models have small form factor pluggable (SFP) for fiber connectivity and Fast Ethernet models have two SFP and two RJ-45 Gigabit uplinks.
- **IPv6**
 - **IPv6 host**
allows the switch to be deployed and managed at the edge of an IPv6 network
 - **Dual Stack (IPv4/IPv6)**
supports connectivity for both protocols; provides a transition mechanism from IPv4 to IPv6
 - **MLD Snooping**
forwards IPv6 multicast traffic to appropriate interface; prevents IPv6 multicast traffic from flooding the network
 - **IPv6 ACL/QoS**
supports ACL & QoS for IPv6 network traffic on Gigabit & 48 port 10/100 models
 - **Security**
RA Guard, DHCPv6 Protection, Dynamic IPv6 Lockdown (YA only)
- **IEEE 802.3at Power Over Ethernet (PoE+)**
provides up to 30 W per port that allows support of the latest PoE+ capable devices such as IP phones, wireless access points, and security cameras, as well as any IEEE 802.3af compliant end device; eliminates the cost of additional electrical cabling and circuits that would otherwise be necessary in IP phone and WLAN deployments
- **Auto-MDIX**
adjusts automatically for straight-through or crossover cables on all ports
- **Pre-standard PoE Support**
detects and provides power to pre-standard PoE devices
- **SFP Slots**
provides fiber connectivity such as Gigabit-SX, -LX, -LH, and -BX with four SFP slots on all 24- and 48-port Gigabit Ethernet models. Fast Ethernet 24- and 48-port models have two SFP slots and two RJ-45 Gigabit uplinks; 8-port models have two dual-personality ports supporting either SFP or RJ-45 Gigabit uplinks
- **Dual-Personality (RJ-45 Or USB Micro-B) Serial Console Port**
gives easy access to switch CLI with front-of-switch location and the flexibility of using either an RJ-45 or USB micro-B serial console port

Convergence

- **LLDP-MED (Media Endpoint Discovery)**
defines a standard extension of LLDP that stores values for parameters such as QoS and VLAN to automatically configure network devices such as IP phones
 - **IEEE 802.1AB Link Layer Discovery Protocol (LLDP)**
facilitates easy mapping using network management applications with LLDP automated device discovery protocol
 - **PoE and PoE+ allocations**
support multiple methods (automatic, IEEE 802.3at dynamic, LLDP-MED fine grain, IEEE 802.3af device class or user-specified), to allocate and manage PoE/PoE+ power for more energy savings
 - **Voice VLAN**
uses LLDP-MED to automatically configure a VLAN for IP phones
 - **IP multicast (IGMP)**
prevents flooding of IP multicast traffic
 - **LLDP-CDP compatibility**
receives and recognizes CDP packets from Cisco's IP phones for seamless interoperation
 - **Local MAC Authentication**
assigns attributes such as VLAN and QoS using locally configured profile that can be a list of MAC prefixes
-



Standard Features

Security

- **Access control lists (ACLs)**
accommodate IPv4/IPv6 port and VLAN-based ACLs (IPv6 ACL is supported only on Gigabit Ethernet and 48-port models.)
- **Source-port filtering**
allows only specified ports to communicate with each other
- **RADIUS/TACACS+**
eases switch management security administration by using a password authentication server
- **Secure Sockets Layer (SSL)**
encrypts all HTTP traffic, allowing secure access to the browser-based management GUI in the switch
- **Port security**
allows access only to specified MAC addresses, which can be learned or specified by the administrator
- **MAC address lockout**
prevents particular configured MAC addresses from connecting to the network
- **Multiple user authentication methods**
 - **IEEE 802.1X**
uses an IEEE 802.1X supplicant on the client in conjunction with a RADIUS server to authenticate in accordance with industry standards
 - **Web-based authentication**
provides a browser-based environment, similar to IEEE 802.1X, to authenticate clients that do not support the IEEE 802.1X supplicant
 - **Supports MAC-based authentication**
using the client's MAC address
- **Secure shell (SSH) v2**
encrypts all transmitted data for secure remote CLI access over IP networks
- **STP BPDU port protection**
blocks Bridge Protocol Data Units (BPDUs) on ports that do not require BPDUs, preventing forged BPDU attacks
- **STP root guard**
protects the root bridge from malicious attacks or configuration mistakes
- **Secure management access**
delivers secure encryption of all access methods (CLI, GUI, or MIB) through SSHv2 and SNMPv3
- **Custom banner**
displays security policy when users log in to the switch
- **Secure FTP**
allows secure file transfer to and from the switch; protects against unwanted file downloads or unauthorized copying of a switch configuration file
- **Protected ports CLI**
offers intuitive CLI to configure the source-port filter feature, by allowing specified ports to be isolated from all other ports on the switch; the protected port or ports can communicate only with the uplink or shared resources
- **Authentication flexibility**
 - **Multiple IEEE 802.1X users per port**
provides authentication for up to eight IEEE 802.1X users per port; prevents a user from "piggybacking" on another user's IEEE 802.1X authentication
 - **Concurrent IEEE 802.1X, Web or MAC authentication schemes per port**
allows a switch port to accept IEEE 802.1X and either Web or MAC authentications
- **Switch management logon security**
helps secure switch CLI logon by optionally requiring either RADIUS or TACACS+ authentication
- **DHCP protection**
blocks DHCP packets from unauthorized DHCP servers, preventing denial-of-service attacks
- **Dynamic ARP protection:**
blocks ARP broadcasts from unauthorized hosts, preventing eavesdropping or theft of network data



Standard Features

- **Dynamic IP lockdown**
works with DHCP protection to block traffic from unauthorized hosts, preventing IP source address spoofing
 - **MAC Pinning**
allows non-chatty legacy devices to stay authenticated by pinning client MAC addresses to the port until the clients logoff or get disconnected
-

Resiliency and High Availability

- **Port trunking and link aggregation**
 - **Trunking**
supports up to eight links per trunk to increase bandwidth and create redundant connections; and supports L2, L3, and L4 trunk load-balancing algorithm (L4 trunk load balancing is supported only on Gigabit Ethernet and 48-port models.)
 - **IEEE 802.3ad Link Aggregation Control Protocol (LACP)**
eases configuration of trunks through automatic configuration
 - **IEEE 802.1s Multiple Spanning Tree**
provides high link availability in multiple VLAN environments by allowing multiple spanning trees; provides legacy support for IEEE 802.1d and IEEE 802.1w
 - **SmartLink**
provides easy-to-configure link redundancy of active and standby links
-

Product Architecture

- **Power savings with energy-efficient design**
 - **IEEE 802.3az**
reduces power consumption during periods of low data activity on Gigabit Ethernet switches
 - **Port low power mode**
enables the port to automatically go into low-power mode to conserve energy when no link is detected
 - **Fanless and variable-speed fans**
decrease power consumption in fanless (all 8-port, 2530-24, and 2530-48 PoE+ switches) as well as variable-speed fan switches
 - **Port LEDs**
conserves energy by optionally turning off port link and activity LEDs
 - **Switch on a chip**
provides a highly integrated, high-performance switch design with a non-blocking architecture
-

Flexibility

- **Flexible mounting**
 - **Rack mountable**
allows the switch to be mounted on a standard 19-inch rack, with the hardware included
 - **Wall mountable**
allows the switch to be mounted on a wall, using the hardware included
 - **Surface mountable**
allows the switch to be mounted above or below a surface (such as a desk or table), using the hardware included
 - **Quiet operation**
lowers noise, making it suitable for deployments in acoustically sensitive environments such as conference rooms and office spaces
 - **Compact size**
reduces space requirements (refer to the product specifications for the exact dimensions)
-



Configuration Information

Build To Order

BTO is a standalone unit with no integration. BTO products ship standalone are not part of a CTO or Rack-Shippable solution.

Rule #	Description	SKU
1, 3	Aruba 2530 8 Switch <ul style="list-style-type: none"> 8 RJ-45 autosensing 10/100 ports 2 dual-personality ports; RJ-45 10/100/1000 or SFP slot (Min 0 // Max 2 SFP) Power Supply Included 1U - Height 	J9783A
	Aruba 2530 8 Switch <ul style="list-style-type: none"> No Localized Power Cord Selected 	J9783A#AC3
1, 3	Aruba 2530 8 PoE+ Switch <ul style="list-style-type: none"> 8 RJ-45 autosensing 10/100 PoE+ports 2 dual-personality ports; RJ-45 10/100/1000 or SFP slot (Min 0 // Max 2 SFP) Power Supply Included 1U - Height 	J9780A
	Aruba 2530 8 PoE+ Switch <ul style="list-style-type: none"> No Localized Power Cord Selected 	J9780A#AC3
1, 2	Aruba 2530 8 PoE+ Internal PS Switch <ul style="list-style-type: none"> 8 RJ-45 autosensing 10/100 PoE+ports 2 dual-personality ports; RJ-45 10/100/1000 or SFP slot (Min 0 // Max 2 SFP) Power Supply Included 1U - Height 	JL070A
	Aruba 2530 8 PoE+ Internal PS Switch PDU NA, JP or TW <ul style="list-style-type: none"> C15 PDU Jumper Cord (NA/MEX/TW/JP) 	JL070A#B2B
	Aruba 2530 8 PoE+ Internal PS Switch PDU ROW <ul style="list-style-type: none"> C15 PDU Jumper Cord (ROW) 	JL070A#B2C
1, 2	Aruba 2530 24 Switch <ul style="list-style-type: none"> 24 RJ-45 autosensing 10/100 ports 2 fixed Gigabit Ethernet SFP ports (Min 0 // Max 2 SFP) 2 RJ-45 autosensing 10/100/1000 ports Power Supply Included 1U - Height 	J9782A
	Aruba 2530 24 Switch PDU NA, JP or TW <ul style="list-style-type: none"> C15 PDU Jumper Cord (NA/MEX/TW/JP) 	J9782A#B2B
	Aruba 2530 24 Switch PDU ROW <ul style="list-style-type: none"> C15 PDU Jumper Cord (ROW) 	J9782A#B2C
	Aruba 2530 24 Switch <ul style="list-style-type: none"> No Localized Power Cord Selected 	J9782A#AC3
1, 2	Aruba 2530 24 PoE+ Switch <ul style="list-style-type: none"> 24 RJ-45 autosensing 10/100 PoE+ ports 2 fixed Gigabit Ethernet SFP ports (Min 0 // Max 2 SFP) 2 RJ-45 autosensing 10/100/1000 ports Power Supply Included 1U - Height 	J9779A

Configuration Information

Rule #	Description	SKU
	Aruba 2530 24 PoE+ Switch PDU NA, JP or TW	J9779A#B2B
	<ul style="list-style-type: none"> C15 PDU Jumper Cord (NA/MEX/TW/JP) 	
	Aruba 2530 24 PoE+ Switch PDU ROW	J9779A#B2C
	<ul style="list-style-type: none"> C15 PDU Jumper Cord (ROW) 	
	Aruba 2530 24 PoE+ Switch	J9779A#AC3
	<ul style="list-style-type: none"> No Localized Power Cord Selected 	
1, 2	Aruba 2530 48 Switch	J9781A
	<ul style="list-style-type: none"> 48 RJ-45 autosensing 10/100 ports 2 fixed Gigabit Ethernet SFP ports (Min 0 // Max 2 SFP) 2 RJ-45 autosensing 10/100/1000 ports Power Supply Included 1U - Height 	
	Aruba 2530 48 Switch PDU NA, JP or TW	J9781A#B2B
	<ul style="list-style-type: none"> C15 PDU Jumper Cord (NA/MEX/TW/JP) 	
	Aruba 2530 48 Switch PDU ROW	J9781A#B2C
	<ul style="list-style-type: none"> C15 PDU Jumper Cord (ROW) 	
	Aruba 2530 48 Switch	J9781A#AC3
	<ul style="list-style-type: none"> No Localized Power Cord Selected 	
1, 2	Aruba 2530 48 PoE+ Switch	J9778A
	<ul style="list-style-type: none"> 48 RJ-45 autosensing 10/100 PoE+ ports 2 fixed Gigabit Ethernet SFP ports (Min 0 // Max 2 SFP) 2 RJ-45 autosensing 10/100/1000 ports Power Supply Included 1U - Height 	
	Aruba 2530 48 PoE+ Switch PDU NA, JP or TW	J9778A#B2B
	<ul style="list-style-type: none"> C15 PDU Jumper Cord (NA/MEX/TW/JP) 	
	Aruba 2530 48 PoE+ Switch PDU ROW	J9778A#B2C
	<ul style="list-style-type: none"> C15 PDU Jumper Cord (ROW) 	
	Aruba 2530 48 PoE+ Switch	J9778A#AC3
	<ul style="list-style-type: none"> No Localized Power Cord Selected 	
Rule #	Description	SKU
	Configuration Rules	
1	The following Transceivers install into this switch:	
	Aruba 1G SFP LC SX 500m OM2 MMF Transceiver	J4858D
	Aruba 1G SFP LC LX 10km SMF Transceiver	J4859D
	Aruba 1G SFP LC LH 70km SMF Transceiver	J4860D
	Aruba 1G SFP RJ45 T 100m Cat5e Transceiver	J8177D
	Aruba 100M SFP LC FX 2km MMF Transceiver	J9054D
2	Localization required on orders without #B2B, #B2C or #B2E options.	
3	Localization cable required. No B2x options	
Notes:	<ul style="list-style-type: none"> Drop down under power supply should offer the following options and results: Switch/Router/Power Supply to PDU Power Cord - #B2B in North America, Mexico, Taiwan, and Japan or #B2C ROW. (Watson Default B2B or B2C for Rack Level CTO) 	

Configuration Information

- [Switch/Router/Power Supply to Wall Power Cord - Localized Option \(Watson Default for BTO and Box Level CTO\)](#)

Rack Level Integration CTO Models

Rule #	Description	SKU
1, 2, 3, 4	Aruba 2530 24 Switch <ul style="list-style-type: none"> • 24 RJ-45 autosensing 10/100 ports • 2 fixed Gigabit Ethernet SFP ports (Min 0 // Max 2 SFP) • 2 RJ-45 autosensing 10/100/1000 ports • Power Supply Included • 1U - Height 	J9782A
	Aruba 2530 24 Switch PDU NA, JP or TW <ul style="list-style-type: none"> • C15 PDU Jumper Cord (NA/MEX/TW/JP) 	J9782A#B2B
	Aruba 2530 24 Switch PDU ROW <ul style="list-style-type: none"> • C15 PDU Jumper Cord (ROW) 	J9782A#B2C
	Aruba 2530 24 Switch <ul style="list-style-type: none"> • No Localized Power Cord Selected 	J9782A#AC3
1, 2, 3, 4	Aruba 2530 24 PoE+ Switch <ul style="list-style-type: none"> • 24 RJ-45 autosensing 10/100 PoE+ ports • 2 fixed Gigabit Ethernet SFP ports (Min 0 // Max 2 SFP) • 2 RJ-45 autosensing 10/100/1000 ports • Power Supply Included • 1U - Height 	J9779A
	Aruba 2530 24 PoE+ Switch PDU NA, JP or TW <ul style="list-style-type: none"> • C15 PDU Jumper Cord (NA/MEX/TW/JP) 	J9779A#B2B
	Aruba 2530 24 PoE+ Switch PDU ROW <ul style="list-style-type: none"> • C15 PDU Jumper Cord (ROW) 	J9779A#B2C
	Aruba 2530 24 PoE+ Switch <ul style="list-style-type: none"> • No Localized Power Cord Selected 	J9779A#AC3
1, 2, 3, 4	Aruba 2530 48 Switch <ul style="list-style-type: none"> • 48 RJ-45 autosensing 10/100 ports • 2 fixed Gigabit Ethernet SFP ports (Min 0 // Max 2 SFP) • 2 RJ-45 autosensing 10/100/1000 ports • Power Supply Included • 1U - Height 	J9781A
	Aruba 2530 48 Switch PDU NA, JP or TW <ul style="list-style-type: none"> • C15 PDU Jumper Cord (NA/MEX/TW/JP) 	J9781A#B2B
	Aruba 2530 48 Switch PDU ROW <ul style="list-style-type: none"> • C15 PDU Jumper Cord (ROW) 	J9781A#B2C
	Aruba 2530 48 Switch <ul style="list-style-type: none"> • No Localized Power Cord Selected 	J9781A#AC3



Configuration Information

Rule #	Description	SKU
1, 2, 3, 4	Aruba 2530 48 PoE+ Switch <ul style="list-style-type: none"> 48 RJ-45 autosensing 10/100 PoE+ ports 2 fixed Gigabit Ethernet SFP ports (Min 0 // Max 2 SFP) 2 RJ-45 autosensing 10/100/1000 ports Power Supply Included 1U - Height 	J9778A
	Aruba 2530 48 PoE+ Switch PDU NA, JP or TW <ul style="list-style-type: none"> C15 PDU Jumper Cord (NA/MEX/TW/JP) 	J9778A#B2B
	Aruba 2530 48 PoE+ Switch PDU ROW <ul style="list-style-type: none"> C15 PDU Jumper Cord (ROW) 	J9778A#B2C
	Aruba 2530 48 PoE+ Switch <ul style="list-style-type: none"> No Localized Power Cord Selected 	J9778A#AC3

Configuration Rules

Rule #	Description	SKU
1	The following Transceivers install into this switch: Aruba 1G SFP LC SX 500m OM2 MMF Transceiver Aruba 1G SFP LC LX 10km SMF Transceiver Aruba 1G SFP LC LH 70km SMF Transceiver Aruba 1G SFP RJ45 T 100m Cat5e Transceiver Aruba 100M SFP LC FX 2km MMF Transceiver	J4858D J4859D J4860D J8177D J9054D
2	If this switch is factory installed in any HPE Universal Racks, Then the J9583A#0D1 is required.	
3	Localization (Wall Power Cord) required on orders without #B2B, #B2C (PDU Power Cord) (See Localization Menu) Notes: When Switches/Routers are Factory Racked, Then #B2B, or #B2C should be the Defaulted Power Cable option on the Switches/Routers.	
4	If HPE CTO Switch Chassis is selected for Rack Level Integration, Then the CTO Switch Chassis needs to integrate (with #0D1) to the HPE Networking Universal Rack.	
Notes:	<ul style="list-style-type: none"> Drop down under power supply should offer the following options and results: Switch/Router/Power Supply to PDU Power Cord - #B2B in North America, Mexico, Taiwan, and Japan or #B2C ROW. (Watson Default B2B or B2C for Rack Level CTO) Switch/Router/Power Supply to Wall Power Cord - Localized Option (Watson Default for BTO and Box Level CTO) 	

Transceivers

Enter the following menu selections as integrated to the CTO Model X server above if order is factory built.

SFP Transceivers

Aruba 100M SFP LC FX 2km MMF Transceiver	J9054D
Aruba 1G SFP LC SX 500m OM2 MMF Transceiver	J4858D
Aruba 1G SFP LC LX 10km SMF Transceiver	J4859D
Aruba 1G SFP LC LH 70km SMF Transceiver	J4860D
Aruba 1G SFP RJ45 T 100m Cat5e Transceiver	J8177D

Configuration Information

Internal Power Supplies

Internal Power supplies included

Cables

Rule #	Description	SKU
	Console Cables	
	(std 0 // max 99) User Selection (min 0 // max 99) per switch	
	Aruba X2C2 RJ45 to DB9 Console Cable	JL448A
Notes:	Option not available for Central Managed Switch Configuration; Can be ordered Separately if needed.	

Switch Enclosure Options

Cable Guard

Aruba X510 1U Cable Guard

J9700A

Notes: This Cable Guard is supported only on the J9783A, J9780A, JL070A, and J9774A.

Option Mounting Kit

Aruba 2530 8-port Switch Pwr Adptr Shelf

J9820A

Notes: This Power Adapter Shelf is supported only on the J9783A, J9780A, and J9774A.

Rack Mount Kit

Aruba X414 1U Universal 4-post Rack Mount Kit

J9583B

Notes:

- If this Mounting Kit is order with #OD1 then it integrates to the HPE Network Rack. (not the switch)
- Option not available for Central Managed Switch Configuration; Can be ordered Separately if needed.

Software

Remarks	Description	SKU
	Central	
	Cloud Services / 25XX Switch Foundation Subscriptions	
	Aruba Central 25xx/6100/8 to 12 port Switch Foundation 1 year Subscription E-STU	Q9Y68AAE
	Aruba Central 25xx/6100/8 to 12 port Switch Foundation 3 year Subscription E-STU	Q9Y69AAE
	Aruba Central 25xx/6100/8 to 12 port Switch Foundation 5 year Subscription E-STU	Q9Y70AAE
	Aruba Central 25xx/6100/8 to 12 port Switch Foundation 7 year Subscription E-STU	Q9Y71AAE
	Aruba Central 25xx/6100/8 to 12 port Switch Foundation 10 year Subscription E-STU	Q9Y72AAE
Notes:	Add the Central On-Prem Skus to the Aruba Catalog as Standalone: Aruba > Network Management > Central > On-Prem Services	
	On-Prem Services / 25XX/6100 Switch Foundation Subscriptions	
	Aruba Central On-Premises 25xx/6100/8 to 12 port Switch Foundation 1 year E-STU	R6U73AAE
	Aruba Central On-Premises 25xx/6100/8 to 12 port Switch Foundation 3 year E-STU	R6U74AAE
	Aruba Central On-Premises 25xx/6100/8 to 12 port Switch Foundation 5 year E-STU	R6U75AAE
	Aruba Central On-Premises 25xx/6100/8 to 12 port Switch Foundation 7 year E-STU	R6U76AAE
	Aruba Central On-Premises 25xx/6100/8 to 12 port Switch Foundation 10 year E-STU	R6U77AAE
Notes:	Add the Central On-Prem Skus to the Aruba Catalog as Standalone: Aruba > Network Management > Central > On-Prem Services	
	Aruba 2930F 12G PoE+ 2G/2SFP+ Switch	JL693A
	Aruba 2930F 8G PoE+ 2SFP+ Switch	JL258A

Configuration Information

Advanced Services / 25XX or 8 to 16 port Switch Advanced Subscriptions

Aruba Central 25/41/60/61xx or 8-12 port Switch Advanced 1 year Subscription E-STU	JZ525AAE
Aruba Central 25/41/60/61xx or 8-12 port Switch Advanced 3 year Subscription E-STU	JZ526AAE
Aruba Central 25/41/60/61xx or 8-12 port Switch Advanced 5 year Subscription E-STU	JZ527AAE
Aruba Central 25/41/60/61xx or 8-12 port Switch Advanced 7 year Subscription E-STU	JZ528AAE
Aruba Central 25/41/60/61xx or 8-12 port Switch Advanced 10 year Subscription E-STU	JZ529AAE

Notes: – In addition to the platforms identified, the following Switches can also use this Service:

Aruba 2930F 12G PoE+ 2G/2SFP+ Switch	JL693A
Aruba 2930F 8G PoE+ 2SFP+ Switch	JL258A

- Add the Central Advanced Service Skus to the Aruba Catalog as Standalone:
[Aruba > Network Management > Central > Advanced](#)
-



Technical Specifications

Aruba 2530 48G PoE+ Switch (J9772A, J9772ACM¹)		
I/O ports and slots	48 RJ-45 autosensing 10/100/1000 PoE+ ports (IEEE 802.3 Type 10BASE-T, IEEE 802.3u Type 100BASE-TX, IEEE 802.3ab Type 1000BASE-T, IEEE 802.3at PoE+); Media Type: Auto-MDIX; Duplex: 10BASE-T/100BASE-TX: half or full; 1000BASE-T: full only 4 fixed Gigabit Ethernet SFP ports	
Additional ports and slots	1 dual-personality (RJ-45 or USB micro-B) serial console port	
Physical characteristics	Dimensions	17.44(w) x 13.00(d) x 1.75(h) in (44.3 x 32.26 x 4.45 cm) (1U height)
	Weight	10.4 lb (4.72 kg)
Memory and processor	Processor	ARM9E @ 800 MHz, 128 MB flash; Packet buffer size: 3 MB dynamically allocated, 256 MB DDR3 DIMM
Mounting and enclosure	Mounts in an EIA-standard 19-inch telco rack or equipment cabinet (rack-mounting kit available); Horizontal surface mounting; Wall mounting	
Performance	IPv6 Ready Certified	
	100 Mb Latency	< 7.4 μ s (LIFO 64-byte packets)
	1000 Mb Latency	< 2.3 μ s (LIFO 64-byte packets)
	Throughput	up to 77.3 Mpps (64-byte packets)
	Switching capacity	104 Gbps
	MAC address table size	16000 entries
Environment	Operating temperature	32°F to 113°F (0°C to 45°C)
	Operating relative humidity	15% to 95% @ 104°F (40°C), noncondensing
	Non-operating/Storage temperature	-40°F to 158°F (-40°C to 70°C)
	Non-operating/Storage relative humidity	15% to 90% @ 14.9°F (65°C), noncondensing
	Altitude	up to 10,000 ft (3 km)
	Acoustic	Power: 43.6 dB, Pressure: 33.6 dB
Electrical characteristics	Frequency	50/60 Hz
	Maximum heat dissipation	236 BTU/hr (248.98 kJ/hr), (switch only: 236 BTU/hr; combined switch + max. PoE devices: 1624 BTU/hr)
	Voltage	100 - 127 / 200 - 240 VAC, rated
	Current	5.8/2.9 A
	Maximum power rating	476 W
	Idle power	40.1 W
	PoE power	382 W
	Notes:	<ul style="list-style-type: none"> – Idle power is the actual power consumption of the device with no ports connected. Maximum power rating and maximum heat dissipation are the worst-case theoretical maximum numbers provided for planning the infrastructure with fully loaded PoE (if equipped), 100% traffic, all ports plugged in, and all modules populated. – PoE power is the total power budget available to all PoE ports.
Safety	UL 60950-1; CAN/CSA 22.2 No. 60950-1; EN 60825; IEC 60950-1; EN 60950-1	
Emissions	FCC Class A; EN 55022/CISPR-22 Class A; VCCI Class A	
Immunity	Generic	EN 55024, CISPR 24
	EN	EN 55024, CISPR 24
	ESD	IEC 61000-4-2
	Radiated	IEC 61000-4-3



Technical Specifications

Immunity	EFT/Burst	IEC 61000-4-4
	Surge	IEC 61000-4-5
	Conducted	IEC 61000-4-6
	Power frequency magnetic field	IEC 61000-4-8
	Voltage dips and interruptions	IEC 61000-4-11
	Harmonics	EN 61000-3-2, IEC 61000-3-2
	Flicker	EN 61000-3-3, IEC 61000-3-3
Management	IMC - Intelligent Management Center; command-line interface; Web browser; configuration menu; out-of-band management (serial RS-232C or Micro USB); IEEE 802.3 Ethernet MIB; Repeater MIB; Ethernet Interface MIB	
Notes:	<ul style="list-style-type: none"> – IEEE 802.3az applies to Gigabit models only; IEEE 802.3at and IEEE 802.3af apply to PoE+ models only. When using SFPs with this product, SFPs with revision "B" or later (product number ends with the letter "B" or later, e.g., J4858B, J4859C) are required. – ¹ All hardware SKUs can be managed by Aruba Central. Central Managed (CM) SKUs are used for simplified ordering within U.S. and Canada only. Append "CM" to the indicated SKU #: (e.g., J9772ACM to order the J9772A). Requires an active Central license and end-user information consistent with the Central license purchase. Applicable accessories with a valid "CM" suffix should also be placed on the same order. 	
Services	Refer to the Hewlett Packard Enterprise website at http://www.hpe.com/networking/services for details on the service-level descriptions and product numbers. For details about services and response times in your area, please contact your local Hewlett Packard Enterprise sales office.	

Aruba 2530 24G PoE+ Switch (J9773A, J9773ACM¹)

I/O ports and slots	24 RJ-45 autosensing 10/100/1000 PoE+ ports (IEEE 802.3 Type 10BASE-T, IEEE 802.3u Type 100BASE-TX, IEEE 802.3ab Type 1000BASE-T, IEEE 802.3at PoE+); Media Type: Auto-MDIX; Duplex: 10BASE-T/100BASE-TX: half or full; 1000BASE-T: full only	
	4 fixed Gigabit Ethernet SFP ports	
Additional ports and slots	1 dual-personality (RJ-45 or USB micro-B) serial console port	
Physical characteristics	Dimensions	17.44(w) x 13.00(d) x 1.75(h) in (44.3 x 33.02 x 4.45 cm) (1U height)
	Weight	8.7 lb (3.95 kg)
Memory and processor	Processor	ARM9E @ 800 MHz, 128 MB flash; Packet buffer size: 1.5 MB dynamically allocated, 256 MB DDR3 DIMM
Mounting and enclosure	Mounts in an EIA-standard 19-inch telco rack or equipment cabinet (rack-mounting kit available); Horizontal surface mounting; Wall mounting	
Performance	IPv6 Ready Certified	
	100 Mb Latency	< 7.4 μs (LIFO 64-byte packets)
	1000 Mb Latency	< 2.3 μs (LIFO 64-byte packets)
	Throughput	up to 41.6 Mpps (64-byte packets)
	Switching capacity	56 Gbps
	MAC address table size	16000 entries
Environment	Operating temperature	32°F to 113°F (0°C to 45°C)
	Operating relative humidity	15% to 95% @ 104°F (40°C), noncondensing
	Non-operating/Storage temperature	-40°F to 158°F (-40°C to 70°C)
	Non-operating/Storage relative humidity	15% to 90% @ 149°F (65°C), noncondensing

Technical Specifications

Environment	Altitude	up to 10,000 ft (3 km)
	Acoustic	Power: 43.9 dB, Pressure: 39.6 dB
Electrical characteristics	Frequency	50/60 Hz
	Maximum heat dissipation	135 BTU/hr (142.42 kJ/hr), (switch only: 135 BTU/hr; combined switch + max. PoE devices: 843 BTU/hr)
	Voltage	100 - 127 / 200 - 240 VAC, rated
	Current	3.2/1.6 A
	Maximum power rating	247 W
	Idle power	25.2 W
	PoE power	195 W
	Notes:	<ul style="list-style-type: none"> – Idle power is the actual power consumption of the device with no ports connected. – Maximum power rating and maximum heat dissipation are the worst-case theoretical maximum numbers provided for planning the infrastructure with fully loaded PoE (if equipped), 100% traffic, all ports plugged in, and all modules populated. – PoE power is the total power budget available to all PoE ports.
Safety	UL 60950-1; CAN/CSA 22.2 No. 60950-1; EN 60825; IEC 60950-1; EN 60950-1	
Emissions	FCC Class A; EN 55022/CISPR-22 Class A; VCCI Class A	
Immunity	Generic	EN 55024, CISPR 24
	EN	EN 55024, CISPR 24
	ESD	IEC 61000-4-2
	Radiated	IEC 61000-4-3
	EFT/Burst	IEC 61000-4-4
	Surge	IEC 61000-4-5
	Conducted	IEC 61000-4-6
	Power frequency magnetic field	IEC 61000-4-8
	Voltage dips and interruptions	IEC 61000-4-11
	Harmonics	EN 61000-3-2, IEC 61000-3-2
Flicker	EN 61000-3-3, IEC 61000-3-3	
Management	IMC - Intelligent Management Center; command-line interface; Web browser; configuration menu; out-of-band management (serial RS-232C or Micro USB); IEEE 802.3 Ethernet MIB; Repeater MIB; Ethernet Interface MIB	
Notes:	<ul style="list-style-type: none"> – IEEE 802.3az applies to Gigabit models only; IEEE 802.3at and IEEE 802.3af apply to PoE+ models only. When using SFPs with this product, SFPs with revision "B" or later (product number ends with the letter "B" or later, e.g., J4858B, J4859C) are required. – ¹ All hardware SKUs can be managed by Aruba Central. Central Managed (CM) SKUs are used for simplified ordering within U.S. and Canada only. Append "CM" to the indicated SKU #: (e.g., J9772ACM to order the J9772A). Requires an active Central license and end-user information consistent with the Central license purchase. Applicable accessories with a valid "CM" suffix should also be placed on the same order. 	
Services	Refer to the Hewlett Packard Enterprise website at http://www.hpe.com/networking/services for details on the service-level descriptions and product numbers. For details about services and response times in your area, please contact your local Hewlett Packard Enterprise sales office.	

Technical Specifications

Aruba 2530 8G PoE+ Switch (J9774A, J9774ACM¹)		
I/O ports and slots	8 RJ-45 autosensing 10/100/1000 PoE+ ports (IEEE 802.3 Type 10BASE-T, IEEE 802.3u Type 100BASE-TX, IEEE 802.3ab Type 1000BASE-T, IEEE 802.3at PoE+); Media Type: Auto-MDIX; Duplex: 10BASE-T/100BASE-TX: half or full; 1000BASE-T: full only 2 dual-personality ports; each port can be used as either an RJ-45 10/100/1000 port (IEEE 802.3 Type 10Base-T; IEEE 802.3u Type 100Base-Tx; IEEE 802.3ab 1000Base-T Gigabit Ethernet) or as a SFP slot (for use with SFP transceivers)	
Additional ports and slots	1 dual-personality (RJ-45 or USB micro-B) serial console port	
Physical characteristics	Dimensions	10.00(w) x 6.28(d) x 1.75(h) in (25.4 x 15.95 x 4.45 cm) (1U height)
	Weight	2.2 lb (1 kg)
Memory and processor	Processor	ARM9E @ 800 MHz, 128 MB flash; Packet buffer size: 1.5 MB dynamically allocated, 256 MB DDR3 DIMM
Mounting and enclosure	Mounts in an EIA-standard 19-inch telco rack or equipment cabinet (rack-mounting kit available); horizontal surface mounting; wall mounting	
Performance	IPv6 Ready Certified	
	100 Mb Latency	< 7.4µs (LIFO 64-byte packets)
	1000 Mb Latency	< 2.6 µs (LIFO 64-byte packets)
	Throughput	up to 14.8 Mpps (64-byte packets)
	Switching capacity	20 Gbps
	MAC address table size	16000 entries
Environment	Operating temperature	32°F to 113°F (0°C to 45°C)
	Operating relative humidity	15% to 95% @ 104°F (40°C), non-condensing
	Non-operating/ Storage temperature	-40°F to 158°F (-40°C to 70°C)
	Non-operating/ Storage relative humidity	15% to 90% @ 14.9°F (65°C), noncondensing
	Altitude	up to 10,000 ft (3 km)
	Acoustic	Power: 0 dB, Pressure: 0 dB
Electrical characteristics	Frequency	50/60 Hz
	Maximum heat dissipation	65 BTU/hr (68.58 kJ/hr), (switch only: 65 BTU/hr; combined switch + max. PoE devices: 293 BTU/hr)
	Voltage	100 - 127 / 200 - 240 VAC, rated
	Current	1.4 A
	Maximum power rating	86 W
	Idle power	13.4 W
	PoE power	67 W
	Notes:	<ul style="list-style-type: none"> – Idle power is the actual power consumption of the device with no ports connected. – Maximum power rating and maximum heat dissipation are the worst-case theoretical maximum numbers provided for planning the infrastructure with fully loaded PoE (if equipped), 100% traffic, all ports plugged in, and all modules populated. – PoE power is the total power budget available to all PoE ports.
Safety	UL 60950-1; CAN/CSA 22.2 No. 60950-1; EN 60825; IEC 60950-1; EN 60950-1	
Emissions	FCC Class A; EN 55022/CISPR-22 Class A; VCCI Class A	
Immunity	Generic	EN 55024, CISPR 24
	EN	EN 55024, CISPR 24
	ESD	IEC 61000-4-2

Technical Specifications

Immunity	Radiated	IEC 61000-4-3
	EFT/Burst	IEC 61000-4-4
	Surge	IEC 61000-4-5
	Conducted	IEC 61000-4-6
	Power frequency magnetic field	IEC 61000-4-8
	Voltage dips and interruptions	IEC 61000-4-11
	Harmonics	EN 61000-3-2, IEC 61000-3-2
	Flicker	EN 61000-3-3, IEC 61000-3-3
Management	IMC - Intelligent Management Center; command-line interface; Web browser; configuration menu; out-of-band management (serial RS-232C or Micro USB); IEEE 802.3 Ethernet MIB; Repeater MIB; Ethernet Interface MIB	
Notes:	<ul style="list-style-type: none"> – IEEE 802.3az applies to Gigabit models only; IEEE 802.3at and IEEE 802.3af apply to PoE+ models only. When using SFPs with this product, SFPs with revision "B" or later (product number ends with the letter "B" or later, e.g., J4858B, J4859C) are required. – ¹ All hardware SKUs can be managed by Aruba Central. Central Managed (CM) SKUs are used for simplified ordering within U.S. and Canada only. Append "CM" to the indicated SKU #: (e.g., J9772ACM to order the J9772A). Requires an active Central license and end-user information consistent with the Central license purchase. Applicable accessories with a valid "CM" suffix should also be placed on the same order. 	
Services	Refer to the Hewlett Packard Enterprise website at http://www.hpe.com/networking/services for details on the service-level descriptions and product numbers. For details about services and response times in your area, please contact your local Hewlett Packard Enterprise sales office.	

Aruba 2530 48 PoE+ Switch (J9778A)

I/O ports and slots	48 RJ-45 autosensing 10/100 PoE+ ports (IEEE 802.3 Type 10BASE-T, IEEE 802.3u Type 100BASE-TX, IEEE 802.3at PoE+) Media Type: Auto-MDIX Duplex: half or full	
	2 autosensing 10/100/1000 ports (IEEE 802.3 Type 10BASE-T, IEEE 802.3u Type 100BASE-TX, IEEE 802.3ab Type 1000BASE-T) Duplex: 10BASE-T/100BASE-TX: half or full; 1000BASE-T: full only	
	2 fixed Gigabit Ethernet SFP ports	
Additional ports and slots	1 dual-personality (RJ-45 or USB micro-B) serial console port	
Physical characteristics	Dimensions	17.40(w) x 12.70(d) x 1.75(h) in (44.2 x 32.26 x 4.45 cm) (1U height)
	Weight	10.1 lb (4.58 kg)
Memory and processor	Processor	ARM9E @ 800 MHz, 128 MB flash; Packet buffer size: 3 MB dynamically allocated, 256 MB DDR3 DIMM
Mounting and enclosure	Mounts in an EIA-standard 19-inch telco rack or equipment cabinet (rack-mounting kit available); Horizontal surface mounting; Wall mounting	
Performance	IPv6 Ready Certified	
	100 Mb Latency	< 6.6 μs (LIFO 64-byte packets)
	1000 Mb Latency	< 2.2 μs (LIFO 64-byte packets)
	Throughput	up to 13 Mpps (64-byte packets)
	Switching capacity	17.6 Gbps
	MAC address table size	16000 entries
Environment	Operating temperature	32°F to 113°F (0°C to 45°C)
	Operating relative humidity	15% to 95% @ 104°F (40°C), noncondensing
	Non-operating/Storage temperature	-40°F to 158°F (-40°C to 70°C)

Technical Specifications

Environment	Non-operating/Storage relative humidity	15% to 90% @ 14-9°F (65°C), noncondensing
	Altitude	up to 10,000 ft (3 km)
	Acoustic	Power: 37.9 dB, Pressure: 31.8 dB
Electrical characteristics	Frequency	50/60 Hz
	Maximum heat dissipation	170 BTU/hr (179.35 kJ/hr), (switch only: 170 BTU/hr; combined switch + max. PoE devices: 1505 BTU/hr)
	Voltage	100 - 127 / 200 - 240 VAC, rated
	Current	5.2/2.6 A
	Maximum power rating	441 W
	Idle power	37.5 W
	PoE power	382 W
	Notes:	<ul style="list-style-type: none"> - Idle power is the actual power consumption of the device with no ports connected. - Maximum power rating and maximum heat dissipation are the worst-case theoretical maximum numbers provided for planning the infrastructure with fully loaded PoE (if equipped), 100% traffic, all ports plugged in, and all modules populated. - PoE power is the total power budget available to all PoE ports.
Safety	UL 60950-1; CAN/CSA 22.2 No. 60950-1; EN 60825; IEC 60950-1; EN 60950-1	
Emissions	FCC Class A; EN 55022/CISPR-22 Class A; VCCI Class A	
Immunity	Generic	EN 55024, CISPR 24
	EN	EN 55024, CISPR 24
	ESD	IEC 61000-4-2
	Radiated	IEC 61000-4-3
	EFT/Burst	IEC 61000-4-4
	Surge	IEC 61000-4-5
	Conducted	IEC 61000-4-6
	Power frequency magnetic field	IEC 61000-4-8
	Voltage dips and interruptions	IEC 61000-4-11
	Harmonics	EN 61000-3-2, IEC 61000-3-2
	Flicker	EN 61000-3-3, IEC 61000-3-3
Management	IMC - Intelligent Management Center; command-line interface; Web browser; configuration menu; out-of-band management (serial RS-232C or Micro USB); IEEE 802.3 Ethernet MIB; Repeater MIB; Ethernet Interface MIB	
Notes:	IEEE 802.3az applies to Gigabit models only; IEEE 802.3at and IEEE 802.3af apply to PoE+ models only. When using SFPs with this product, SFPs with revision "B" or later (product number ends with the letter "B" or later, e.g., J4858B, J4859C) are required.	
Services	Refer to the Hewlett Packard Enterprise website at http://www.hpe.com/networking/services for details on the service-level descriptions and product numbers. For details about services and response times in your area, please contact your local Hewlett Packard Enterprise sales office.	

Technical Specifications

Aruba 2530 24 PoE+ Switch (J9779A)		
I/O ports and slots	24 RJ-45 autosensing 10/100 PoE+ ports (IEEE 802.3 Type 10BASE-T, IEEE 802.3u Type 100BASE-TX, IEEE 802.3at PoE+); Media Type: Auto-MDIX; Duplex: half or full	
	2 autosensing 10/100/1000 ports (IEEE 802.3 Type 10BASE-T, IEEE 802.3u Type 100BASE-TX, IEEE 802.3ab Type 1000BASE-T); Duplex: 10BASE-T/100BASE-TX: half or full; 1000BASE-T: full only	
	2 fixed Gigabit Ethernet SFP ports	
Additional ports and slots	1 dual-personality (RJ-45 or USB micro-B) serial console port	
Physical characteristics	Dimensions	17.40(w) x 12.70(d) x 1.75(h) in (44.2 x 32.26 x 4.45 cm) (1U height)
	Weight	8.4 lb (3.81 kg)
Memory and processor	Processor	ARM9E @ 800 MHz, 128 MB flash; Packet buffer size: 1.5 MB dynamically allocated, 256 MB DDR3 DIMM
Mounting and enclosure	Mounts in an EIA-standard 19-inch telco rack or equipment cabinet (rack-mounting kit available); Horizontal surface mounting; Wall mounting	
Performance	IPv6 Ready Certified	
	100 Mb Latency	< 1.7 μ s (LIFO 64-byte packets)
	1000 Mb Latency	< 1.1 μ s (LIFO 64-byte packets)
	Throughput	up to 9.5 Mpps (64-byte packets)
	Switching capacity	12.8 Gbps
	MAC address table size	16000 entries
Environment	Operating temperature	32°F to 113°F (0°C to 45°C)
	Operating relative humidity	15% to 95% @ 104°F (40°C), noncondensing
	Non-operating/Storage temperature	-40°F to 158°F (-40°C to 70°C)
	Non-operating/Storage relative humidity	15% to 90% @ 149°F (65°C), noncondensing
	Altitude	up to 10,000 ft (3 km)
	Acoustic	Power: 40.4 dB, Pressure: 31.7 dB
Electrical characteristics	Frequency	50/60 Hz
	Maximum heat dissipation	99 BTU/hr (104.45 kJ/hr), (switch only: 99 BTU/hr; combined switch + max. PoE devices: 809 BTU/hr)
	Voltage	100 - 127 / 200 - 240 VAC, rated
	Current	2.8/1.4 A
	Maximum power rating	237 W
	Idle power	21.8 W
	PoE power	195 W
	Notes:	<ul style="list-style-type: none"> – Idle power is the actual power consumption of the device with no ports connected. – Maximum power rating and maximum heat dissipation are the worst-case theoretical maximum numbers provided for planning the infrastructure with fully loaded PoE (if equipped), 100% traffic, all ports plugged in, and all modules populated. – PoE power is the total power budget available to all PoE ports.
Safety	UL 60950-1; CAN/CSA 22.2 No. 60950-1; EN 60825; IEC 60950-1; EN 60950-1	
Emissions	FCC Class A; EN 55022/CISPR-22 Class A; VCCI Class A	
Immunity	Generic	EN 55024, CISPR 24
	EN	EN 55024, CISPR 24
	ESD	IEC 61000-4-2

Technical Specifications

Immunity	Radiated	IEC 61000-4-3
	EFT/Burst	IEC 61000-4-4
	Surge	IEC 61000-4-5
	Conducted	IEC 61000-4-6
	Power frequency magnetic field	IEC 61000-4-8
	Voltage dips and interruptions	IEC 61000-4-11
	Harmonics	EN 61000-3-2, IEC 61000-3-2
	Flicker	EN 61000-3-3, IEC 61000-3-3
Management	IMC - Intelligent Management Center; command-line interface; Web browser; configuration menu; out-of-band management (serial RS-232C or Micro USB); IEEE 802.3 Ethernet MIB; Repeater MIB; Ethernet Interface MIB	
Notes:	IEEE 802.3az applies to Gigabit models only; IEEE 802.3at and IEEE 802.3af apply to PoE+ models only. When using SFPs with this product, SFPs with revision "B" or later (product number ends with the letter "B" or later, e.g., J4858B, J4859C) are required.	
Services	Refer to the Hewlett Packard Enterprise website at http://www.hpe.com/networking/services for details on the service-level descriptions and product numbers. For details about services and response times in your area, please contact your local Hewlett Packard Enterprise sales office.	

Aruba 2530 8 PoE+ Switch (J9780A)

I/O ports and slots	8 RJ-45 autosensing 10/100 PoE+ ports (IEEE 802.3 Type 10BASE-T, IEEE 802.3u Type 100BASE-TX, IEEE 802.3at PoE+); Media Type: Auto-MDIX; Duplex: half or full	
	2 dual-personality ports; each port can be used as either an RJ-45 10/100/1000 port (IEEE 802.3 Type 10Base-T; IEEE 802.3u Type 100Base-Tx; IEEE 802.3ab 1000Base-T Gigabit Ethernet) or as a SFP slot (for use with SFP transceivers) ports	
Additional ports and slots	1 dual-personality (RJ-45 or USB micro-B) serial console port	
Physical characteristics	Dimensions	10.00(w) x 6.28(d) x 1.75(h) in (25.4 x 15.95 x 4.45 cm) (1U height)
	Weight	2.0 lb (0.91 kg)
Memory and processor	Processor	ARM9E @ 800 MHz, 128 MB flash; Packet buffer size: 1.5 MB dynamically allocated, 256 MB DDR3 DIMM
Mounting and enclosure	Mounts in an EIA-standard 19-inch telco rack or equipment cabinet (rack-mounting kit available); horizontal surface mounting; wall mounting	
Performance	IPv6 Ready Certified	
	100 Mb Latency	< 1.3 μ s (LIFO 64-byte packets)
	1000 Mb Latency	< 1.3 μ s (LIFO 64-byte packets)
	Throughput	up to 4.1 Mpps (64-byte packets)
	Switching capacity	5.6 Gbps
	MAC address table size	16000 entries
Environment	Operating temperature	32°F to 113°F (0°C to 45°C)
	Operating relative humidity	15% to 95% @ 104°F (40°C), noncondensing
	Non-operating/Storage temperature	-40°F to 158°F (-40°C to 70°C)
	Non-operating/Storage relative humidity	15% to 90% @ 149°F (65°C), noncondensing
	Altitude	up to 10,000 ft (3 km)
	Acoustic	Power: 0 dB, Pressure: 0 dB

Technical Specifications

Electrical characteristics	Frequency	50/60 Hz
	Maximum heat dissipation	29 BTU/hr (30.6 kJ/hr), (switch only: 29 BTU/hr; combined switch + max. PoE devices: 262 TU/hr)
	Voltage	100 - 127 / 200 - 240 VAC, rated
	Current	1.4 A
	Maximum power rating	76.7 W
	Idle power	5.8 W
	PoE power	67 W
	Notes:	<ul style="list-style-type: none"> – Idle power is the actual power consumption of the device with no ports connected. – Maximum power rating and maximum heat dissipation are the worst-case theoretical maximum numbers provided for planning the infrastructure with fully loaded PoE (if equipped), 100% traffic, all ports plugged in, and all modules populated. – PoE power is the total power budget available to all PoE ports.
Safety	UL 60950-1; CAN/CSA 22.2 No. 60950-1; EN 60825; IEC 60950-1; EN 60950-1	
Emissions	FCC Class A; EN 55022/CISPR-22 Class A; VCCI Class A	
Immunity	Generic	EN 55024, CISPR 24
	EN	EN 55024, CISPR 24
	ESD	IEC 61000-4-2
	Radiated	IEC 61000-4-3
	EFT/Burst	IEC 61000-4-4
	Surge	IEC 61000-4-5
	Conducted	IEC 61000-4-6
	Power frequency magnetic field	IEC 61000-4-8
	Voltage dips and interruptions	IEC 61000-4-11
	Harmonics	EN 61000-3-2, IEC 61000-3-2
	Flicker	EN 61000-3-3, IEC 61000-3-3
Management	IMC - Intelligent Management Center; command-line interface; Web browser; configuration menu; out-of-band management (serial RS-232C or Micro USB); IEEE 802.3 Ethernet MIB; Repeater MIB; Ethernet Interface MIB	
Notes:	IEEE 802.3az applies to Gigabit models only; IEEE 802.3at and IEEE 802.3af apply to PoE+ models only. When using SFPs with this product, SFPs with revision "B" or later (product number ends with the letter "B" or later, e.g., J4858B, J4859C) are required.	
Services	Refer to the Hewlett Packard Enterprise website at http://www.hpe.com/networking/services for details on the service-level descriptions and product numbers. For details about services and response times in your area, please contact your local Hewlett Packard Enterprise sales office.	

Technical Specifications

Aruba 2530 48G Switch (J9775A)		
I/O ports and slots	48 RJ-45 autosensing 10/100/1000 ports (IEEE 802.3 Type 10BASE-T, IEEE 802.3u Type 100BASE-TX, IEEE 802.3ab Type 1000BASE-T); Duplex: 10BASE-T/100BASE-TX: half or full; 1000BASE-T: full only 4 fixed Gigabit Ethernet SFP ports	
Additional ports and slots	1 dual-personality (RJ-45 or USB micro-B) serial console port	
Physical characteristics	Dimensions	17.44(w) x 10.00(d) x 1.75(h) in (44.3 x 25.4 x 4.45 cm) (1U height)
	Weight	6.8 lb (3.08 kg)
Memory and processor	Processor	ARM9E @ 800 MHz, 128 MB flash; Packet buffer size: 3 MB dynamically allocated, 256 MB DDR3 DIMM
Mounting and enclosure	Mounts in an EIA-standard 19-inch telco rack or equipment cabinet (rack-mounting kit available); Horizontal surface mounting; Wall mounting	
Performance	IPv6 Ready Certified	
	100 Mb Latency	< 7.4 μ s (LIFO 64-byte packets)
	1000 Mb Latency	< 2.3 μ s (LIFO 64-byte packets)
	Throughput	up to 77.3 Mpps (64-byte packets)
	Switching capacity	104 Gbps
	MAC address table size	16000 entries
Environment	Operating temperature	32°F to 113°F (0°C to 45°C)
	Operating relative humidity	15% to 95% @ 104°F (40°C), noncondensing
	Non-operating/Storage temperature	-40°F to 158°F (-40°C to 70°C)
	Non-operating/Storage relative humidity	15% to 90% @ 14.9°F (65°C), noncondensing
	Altitude	up to 10,000 ft (3 km)
	Acoustic	Power: 34.5 dB, Pressure: 31.0 dB
Electrical characteristics	Frequency	50/60 Hz Achieved Miercom Certified Green Award
	Maximum heat dissipation	203 BTU/hr (214.17 kJ/hr)
	Voltage	100 - 127 / 200 - 240 VAC, rated
	Current	1.2/0.7 A
	Maximum power rating	59.5 W
	Idle power	29.5 W
	Notes:	<ul style="list-style-type: none"> – Idle power is the actual power consumption of the device with no ports connected. – Maximum power rating and maximum heat dissipation are the worst-case theoretical maximum numbers provided for planning the infrastructure with fully loaded PoE (if equipped), 100% traffic, all ports plugged in, and all modules populated.
	Safety	UL 60950-1; CAN/CSA 22.2 No. 60950-1; EN 60825; IEC 60950-1; EN 60950-1
Emissions	FCC Class A; EN 55022/CISPR-22 Class A; VCCI Class A	
Immunity	Generic	EN 55024, CISPR 24
	EN	EN 55024, CISPR 24
	ESD	IEC 61000-4-2
	Radiated	IEC 61000-4-3
	EFT/Burst	IEC 61000-4-4
	Surge	IEC 61000-4-5

Technical Specifications

Immunity	Conducted	IEC 61000-4-6
	Power frequency magnetic field	IEC 61000-4-8
	Voltage dips and interruptions	IEC 61000-4-11
	Harmonics	EN 61000-3-2, IEC 61000-3-2
	Flicker	EN 61000-3-3, IEC 61000-3-3
Management	IMC - Intelligent Management Center; command-line interface; Web browser; configuration menu; out-of-band management (serial RS-232C or Micro USB); IEEE 802.3 Ethernet MIB; Repeater MIB; Ethernet Interface MIB	
Notes:	IEEE 802.3az applies to Gigabit models only; IEEE 802.3at and IEEE 802.3af apply to PoE+ models only. When using SFPs with this product, SFPs with revision "B" or later (product number ends with the letter "B" or later, e.g., J4858B, J4859C) are required.	
Services	Refer to the Hewlett Packard Enterprise website at http://www.hpe.com/networking/services for details on the service-level descriptions and product numbers. For details about services and response times in your area, please contact your local Hewlett Packard Enterprise sales office.	

Aruba 2530 24G Switch (J9776A)

I/O ports and slots	24 RJ-45 autosensing 10/100/1000 ports (IEEE 802.3 Type 10BASE-T, IEEE 802.3u Type 100BASE-TX, IEEE 802.3ab Type 1000BASE-T) Duplex: 10BASE-T/100BASE-TX: half or full; 1000BASE-T: full only 4 fixed Gigabit Ethernet SFP ports	
Additional ports and slots	1 dual-personality (RJ-45 or USB micro-B) serial console port	
Physical characteristics	Dimensions	17.44(w) x 10.00(d) x 1.75(h) in (44.3 x 25.4 x 4.45 cm) (1U height)
	Weight	6.1 lb (2.77 kg)
Memory and processor	Processor	ARM9E @ 800 MHz, 128 MB flash; Packet buffer size: 1.5 MB dynamically allocated, 256 MB DDR3 DIMM
Mounting and enclosure	Mounts in an EIA-standard 19-inch telco rack or equipment cabinet (rack-mounting kit available); Horizontal surface mounting; Wall mounting	
Performance	IPv6 Ready Certified	
	100 Mb Latency	< 7.4 μ s (LIFO 64-byte packets)
	1000 Mb Latency	< 2.3 μ s (LIFO 64-byte packets)
	Throughput	up to 41.6 Mpps (64-byte packets)
	Switching capacity	56 Gbps
	MAC address table size	16000 entries
Environment	Operating temperature	32°F to 113°F (0°C to 45°C)
	Operating relative humidity	15% to 95% @ 104°F (40°C), noncondensing
	Non-operating/Storage temperature	-40°F to 158°F (-40°C to 70°C)
	Non-operating/Storage relative humidity	15% to 90% @ 149°F (65°C), noncondensing
	Altitude	up to 10,000 ft (3 km)
	Acoustic	Power: 34.0 dB, Pressure: 26.4 dB
Electrical characteristics	Frequency	50/60 Hz
	Maximum heat dissipation	164 BTU/hr (173.02 kJ/hr)
	Voltage	100 - 127 / 200 - 240 VAC, rated
	Current	.6/4 A

Technical Specifications

Electrical characteristics	Maximum power rating	48.0 W
	Idle power	28.8 W
	Notes:	<ul style="list-style-type: none"> – Idle power is the actual power consumption of the device with no ports connected. – Maximum power rating and maximum heat dissipation are the worst-case theoretical maximum numbers provided for planning the infrastructure with fully loaded PoE (if equipped), 100% traffic, all ports plugged in, and all modules populated.
Safety	UL 60950-1; CAN/CSA 22.2 No. 60950-1; EN 60825; IEC 60950-1; EN 60950-1	
Emissions	FCC Class A; EN 55022/CISPR-22 Class A; VCCI Class A	
Immunity	Generic	EN 55024, CISPR 24
	EN	EN 55024, CISPR 24
	ESD	IEC 61000-4-2
	Radiated	IEC 61000-4-3
	EFT/Burst	IEC 61000-4-4
	Surge	IEC 61000-4-5
	Conducted	IEC 61000-4-6
	Power frequency magnetic field	IEC 61000-4-8
	Voltage dips and interruptions	IEC 61000-4-11
	Harmonics	EN 61000-3-2, IEC 61000-3-2
Flicker	EN 61000-3-3, IEC 61000-3-3	
Management	IMC - Intelligent Management Center; command-line interface; Web browser; configuration menu; Out-of-band management (serial RS-232C or MicroUSB); IEEE 802.3 Ethernet MIB; Repeater MIB; Ethernet Interface MIB	
Notes:	IEEE 802.3az applies to Gigabit models only; IEEE 802.3at and IEEE 802.3af apply to PoE+ models only. When using SFPs with this product, SFPs with revision "B" or later (product number ends with the letter "B" or later, e.g., J4858B, J4859C) are required.	
Services	Refer to the Hewlett Packard Enterprise website at http://www.hpe.com/networking/services for details on the service-level descriptions and product numbers. For details about services and response times in your area, please contact your local Hewlett Packard Enterprise sales office.	

Aruba 2530 8G Switch (J9777A)

I/O ports and slots	8 RJ-45 autosensing 10/100/1000 ports (IEEE 802.3 Type 10BASE-T, IEEE 802.3u Type 100BASE-TX, IEEE 802.3ab Type 1000BASE-T); Media Type: Auto-MDIX; Duplex: 10BASE-T/100BASE-TX: half or full; 1000BASE-T: full only	
	2 dual-personality ports; each port can be used as either an RJ-45 10/100/1000 port (IEEE 802.3 Type 10Base-T; IEEE 802.3u Type 100Base-Tx; IEEE 802.3ab 1000Base-T Gigabit Ethernet) or as a SFP slot (for use with SFP transceivers) ports	
Additional ports and slots	1 dual-personality (RJ-45 or USB micro-B) serial console port	
Physical characteristics	Dimensions	10(w) x 6.28(d) x 1.75(h) in (25.4 x 15.95 x 4.45 cm) (1U height)
	Weight	2.0 lb (0.91 kg)
Memory and processor	Processor	ARM9E @ 800 MHz, 128 MB flash; Packet buffer size: 1.5 MB dynamically allocated, 256 MB DDR3 DIMM
Mounting and enclosure	Mounts in an EIA-standard 19-inch telco rack or equipment cabinet (rack-mounting kit available); horizontal surface mounting; wall mounting	
Performance	IPv6 Ready Certified	
	100 Mb Latency	< 7.4 μs (LIFO 64-byte packets)
	1000 Mb Latency	< 2.6 μs (LIFO 64-byte packets)
	Throughput	up to 14.8 Mpps (64-byte packets)

Technical Specifications

	Switching capacity	20 Gbps
	MAC address table size	16000 entries
Environment	Operating temperature	32°F to 113°F (0°C to 45°C)
	Operating relative humidity	15% to 95% @ 104°F (40°C), noncondensing
	Non-operating/Storage temperature	-40°F to 158°F (-40°C to 70°C)
	Non-operating/Storage relative humidity	15% to 90% @ 149°F (65°C), noncondensing
	Altitude	up to 10,000 ft (3 km)
	Acoustic	Power: 0 dB, Pressure: 0 dB
	Electrical characteristics	Frequency
Maximum heat dissipation		63 BTU/hr (66.46 kJ/hr), (switch only: 63 BTU/hr)
Voltage		100 - 127 / 200 - 240 VAC, rated
Current		0.5 A
Maximum power rating		18.6 W
Idle power		13.6 W
Notes:		<ul style="list-style-type: none"> – Idle power is the actual power consumption of the device with no ports connected. – Maximum power rating and maximum heat dissipation are the worst-case theoretical maximum numbers provided for planning the infrastructure with fully loaded PoE (if equipped), 100% traffic, all ports plugged in, and all modules populated
Safety		UL 60950-1; CAN/CSA 22.2 No. 60950-1; EN 60825; IEC 60950-1; EN 60950-1
Emissions	FCC Class A; EN 55022/CISPR-22 Class A; VCCI Class A	
Immunity	Generic	EN 55024, CISPR 24
	EN	EN 55024, CISPR 24
	ESD	IEC 61000-4-2
	Radiated	IEC 61000-4-3
	EFT/Burst	IEC 61000-4-4
	Surge	IEC 61000-4-5
	Conducted	IEC 61000-4-6
	Power frequency magnetic field	IEC 61000-4-8
	Voltage dips and interruptions	IEC 61000-4-11
	Harmonics	EN 61000-3-2, IEC 61000-3-2
	Flicker	EN 61000-3-3, IEC 61000-3-3
Management	IMC - Intelligent Management Center; command-line interface; Web browser; configuration menu; Out-of-band management (serial RS-232C or MicroUSB); IEEE 802.3 Ethernet MIB; Repeater MIB; Ethernet Interface MIB	
Notes:	IEEE 802.3az applies to Gigabit models only; IEEE 802.3at and IEEE 802.3af apply to PoE+ models only. When using SFPs with this product, SFPs with revision "B" or later (product number ends with the letter "B" or later, e.g., J4858B, J4859C) are required.	
Services	Refer to the Hewlett Packard Enterprise website at http://www.hpe.com/networking/services for details on the service-level descriptions and product numbers. For details about services and response times in your area, please contact your local Hewlett Packard Enterprise sales office.	

Technical Specifications

Aruba 2530 48 Switch (J9781A)		
I/O ports and slots	48 RJ-45 autosensing 10/100 ports (IEEE 802.3 Type 10BASE-T, IEEE 802.3u Type 100BASE-TX); Duplex: half or full 2 autosensing 10/100/1000 ports (IEEE 802.3 Type 10BASE-T, IEEE 802.3u Type 100BASE-TX, IEEE 802.3ab Type 1000BASE-T); Duplex: 10BASE-T/100BASE-TX: half or full; 1000BASE-T: full only 2 fixed Gigabit Ethernet SFP ports	
Additional ports and slots	1 dual-personality (RJ-45 or USB micro-B) serial console port	
Physical characteristics	Dimensions	17.40(w) x 9.70(d) x 1.75(h) in (44.2 x 24.64 x 4.45 cm) (1U height)
	Weight	6.3 lb (2.86 kg)
Memory and processor	Processor	ARM9E @ 800 MHz, 128 MB flash; Packet buffer size: 3 MB dynamically allocated, 256 MB DDR3 DIMM
Mounting and enclosure	Mounts in an EIA-standard 19-inch telco rack or equipment cabinet (rack-mounting kit available); Horizontal surface mounting; Wall mounting	
Performance	IPv6 Ready Certified	
	100 Mb Latency	< 6.6 μ s (LIFO 64-byte packets)
	1000 Mb Latency	< 2.2 μ s (LIFO 64-byte packets)
	Throughput	up to 13 Mpps (64-byte packets)
	Switching capacity	17.6 Gbps
	MAC address table size	16000 entries
Environment	Operating temperature	32°F to 113°F (0°C to 45°C)
	Operating relative humidity	15% to 95% @ 104°F (40°C), noncondensing
	Non-operating/Storage temperature	-40°F to 158°F (-40°C to 70°C)
	Non-operating/Storage relative humidity	15% to 90% @ 14.9°F (65°C), noncondensing
	Altitude	up to 10,000 ft (3 km)
	Acoustic	Power: 0 dB, Pressure: 0 dB
Electrical characteristics	Frequency	50/60 Hz
	Maximum heat dissipation	102 BTU/hr (107.61 kJ/hr)
	Voltage	100 - 127 / 200 - 240 VAC, rated
	Current	0.7/0.4 A
	Maximum power rating	29.9 W
	Idle power	17.1 W
	Notes:	<ul style="list-style-type: none"> – Idle power is the actual power consumption of the device with no ports connected. – Maximum power rating and maximum heat dissipation are the worst-case theoretical maximum numbers provided for planning the infrastructure with fully loaded PoE (if equipped), 100% traffic, all ports plugged in, and all modules populated.
	Safety	UL 60950-1; CAN/CSA 22.2 No. 60950-1; EN 60825; IEC 60950-1; EN 60950-1
Emissions	FCC Class A; EN 55022/CISPR-22 Class A; VCCI Class A	
Immunity	Generic	EN 55024, CISPR 24
	EN	EN 55024, CISPR 24
	ESD	IEC 61000-4-2
	Radiated	IEC 61000-4-3
	EFT/Burst	IEC 61000-4-4



Technical Specifications

Immunity	Surge	IEC 61000-4-5
	Conducted	IEC 61000-4-6
	Power frequency magnetic field	IEC 61000-4-8
	Voltage dips and interruptions	IEC 61000-4-11
	Harmonics	EN 61000-3-2, IEC 61000-3-2
	Flicker	EN 61000-3-3, IEC 61000-3-3
Management	IMC - Intelligent Management Center; command-line interface; Web browser; configuration menu; Out-of-band management (serial RS-232C or MicroUSB); IEEE 802.3 Ethernet MIB; Repeater MIB; Ethernet Interface MIB	
Notes:	IEEE 802.3az applies to Gigabit models only; IEEE 802.3at and IEEE 802.3af apply to PoE+ models only. When using SFPs with this product, SFPs with revision "B" or later (product number ends with the letter "B" or later, e.g., J4858B, J4859C) are required.	
Services	Refer to the Hewlett Packard Enterprise website at http://www.hpe.com/networking/services for details on the service-level descriptions and product numbers. For details about services and response times in your area, please contact your local Hewlett Packard Enterprise sales office.	

Aruba 2530 24 Switch (J9782A)

I/O ports and slots	24 RJ-45 autosensing 10/100 ports (IEEE 802.3 Type 10BASE-T, IEEE 802.3u Type 100BASE-TX); Duplex: half or full	
	2 autosensing 10/100/1000 ports (IEEE 802.3 Type 10BASE-T, IEEE 802.3u Type 100BASE-TX, IEEE 802.3ab Type 1000BASE-T); Duplex: 10BASE-T/100BASE-TX: half or full; 1000BASE-T: full only	
	2 fixed Gigabit Ethernet SFP ports	
Additional ports and slots	1 dual-personality (RJ-45 or USB micro-B) serial console port	
Physical characteristics	Dimensions	17.40(w) x 9.70(d) x 1.75(h) in (44.2 x 24.64 x 4.45 cm) (1U height)
	Weight	5.7 lb (2.59 kg)
Memory and processor	Processor	ARM9E @ 800 MHz, 128 MB flash; Packet buffer size: 1.5 MB dynamically allocated, 256 MB DDR3 DIMM
Mounting and enclosure	Mounts in an EIA-standard 19-inch telco rack or equipment cabinet (rack-mounting kit available); Horizontal surface mounting; Wall mounting	
Performance	IPv6 Ready Certified	
	100 Mb Latency	< 1.7 μ s (LIFO 64-byte packets)
	1000 Mb Latency	< 1.1 μ s (LIFO 64-byte packets)
	Throughput	up to 9.5 Mpps (64-byte packets)
	Switching capacity	12.8 Gbps
	MAC address table size	16000 entries
Environment	Operating temperature	32°F to 113°F (0°C to 45°C)
	Operating relative humidity	15% to 95% @ 104°F (40°C), noncondensing
	Non-operating/Storage temperature	-40°F to 158°F (-40°C to 70°C)
	Non-operating/Storage relative humidity	15% to 90% @ 149°F (65°C), noncondensing
	Altitude	up to 10,000 ft (3 km)
	Acoustic	Power: 0 dB, Pressure: 0 dB

Technical Specifications

Electrical characteristics	Frequency	50/60 Hz
	Maximum heat dissipation	50 BTU/hr (52.75 kJ/hr)
	Voltage	100 - 127 / 200 - 240 VAC, rated
	Current	0.3/0.2 A
	Maximum power rating	14.7 W
	Idle power	8.4 W
	Notes:	<ul style="list-style-type: none"> – Idle power is the actual power consumption of the device with no ports connected. – Maximum power rating and maximum heat dissipation are the worst-case theoretical maximum numbers provided for planning the infrastructure with fully loaded PoE (if equipped), 100% traffic, all ports plugged in, and all modules populated.
Safety	UL 60950-1; CAN/CSA 22.2 No. 60950-1; EN 60825; IEC 60950-1; EN 60950-1	
Emissions	FCC Class A; EN 55022/CISPR-22 Class A; VCCI Class A	
Immunity	Generic	EN 55024, CISPR 24
	EN	EN 55024, CISPR 24
	ESD	IEC 61000-4-2
	Radiated	IEC 61000-4-3
	EFT/Burst	IEC 61000-4-4
	Surge	IEC 61000-4-5
	Conducted	IEC 61000-4-6
	Power frequency magnetic field	IEC 61000-4-8
	Voltage dips and interruptions	IEC 61000-4-11
	Harmonics	EN 61000-3-2, IEC 61000-3-2
	Flicker	EN 61000-3-3, IEC 61000-3-3
Management	IMC - Intelligent Management Center; command-line interface; Web browser; configuration menu; Out-of-band management (serial RS-232C or MicroUSB); IEEE 802.3 Ethernet MIB; Repeater MIB; Ethernet Interface MIB	
Notes:	IEEE 802.3az applies to Gigabit models only; IEEE 802.3at and IEEE 802.3af apply to PoE+ models only. When using SFPs with this product, SFPs with revision "B" or later (product number ends with the letter "B" or later, e.g., J4858B, J4859C) are required.	
Services	Refer to the Hewlett Packard Enterprise website at http://www.hpe.com/networking/services for details on the service-level descriptions and product numbers. For details about services and response times in your area, please contact your local Hewlett Packard Enterprise sales office.	

Aruba 2530 8 Switch (J9783A)

I/O ports and slots	8 RJ-45 autosensing 10/100 ports (IEEE 802.3 Type 10BASE-T, IEEE 802.3u Type 100BASE-TX); Media Type: Auto-MDIX; Duplex: half or full	
	2 dual-personality ports; each port can be used as either an RJ-45 10/100/1000 port (IEEE 802.3 Type 10Base-T; IEEE 802.3u Type 100Base-Tx; IEEE 802.3ab 1000Base-T Gigabit Ethernet) or as a SFP slot (for use with SFP transceivers) ports	
Additional ports and slots	1 dual-personality (RJ-45 or USB micro-B) serial console port	
Physical characteristics	Dimensions	10.00(w) x 6.28(d) x 1.75(h) in (25.4 x 15.95 x 4.45 cm) (1U height)
	Weight	1.8 lb (0.82 kg)
Memory and processor	Processor	ARM9E @ 800 MHz, 128 MB flash; Packet buffer size: 1.5 MB dynamically allocated, 256 MB DDR3 DIMM
Mounting and enclosure	Mounts in an EIA-standard 19-inch telco rack or equipment cabinet (rack-mounting kit available); horizontal surface mounting; wall mounting	

Technical Specifications

Performance	IPv6 Ready Certified	
	100 Mb Latency	< 1.3 μ s (LIFO 64-byte packets)
	1000 Mb Latency	< 1.3 μ s (LIFO 64-byte packets)
	Throughput	up to 4.1 Mpps (64-byte packets)
	Switching capacity	5.6 Gbps
	MAC address table size	16000 entries
Environment	Operating temperature	32°F to 113°F (0°C to 45°C)
	Operating relative humidity	15% to 95% @ 104°F (40°C), noncondensing
	Non-operating/Storage temperature	-40°F to 158°F (-40°C to 70°C)
	Non-operating/Storage relative humidity	15% to 90% @ 149°F (65°C), noncondensing
	Altitude	up to 10,000 ft (3 km)
	Acoustic	Power: 0 dB, Pressure: 0 dB
Electrical characteristics	Frequency	50/60 Hz
	Maximum heat dissipation	25 BTU/hr (26.38 kJ/hr)
	Voltage	100 - 127 / 200 - 240 VAC, rated
	Current	0.5 A
	Maximum power rating	7.2 W
	Idle power	4.5 W
	Notes:	<ul style="list-style-type: none"> – Idle power is the actual power consumption of the device with no ports connected. – Maximum power rating and maximum heat dissipation are the worst-case theoretical maximum numbers provided for planning the infrastructure with fully loaded PoE (if equipped), 100% traffic, all ports plugged in, and all modules populated.
Safety	UL 60950-1; CAN/CSA 22.2 No. 60950-1; EN 60825; IEC 60950-1; EN 60950-1	
Emissions	FCC Class A; EN 55022/CISPR-22 Class A; VCCI Class A	
Immunity	Generic	EN 55024, CISPR 24
	EN	EN 55024, CISPR 24
	ESD	IEC 61000-4-2
	Radiated	IEC 61000-4-3
	EFT/Burst	IEC 61000-4-4
	Surge	IEC 61000-4-5
	Conducted	IEC 61000-4-6
	Power frequency magnetic field	IEC 61000-4-8
	Voltage dips and interruptions	IEC 61000-4-11
	Harmonics	EN 61000-3-2, IEC 61000-3-2
Flicker	EN 61000-3-3, IEC 61000-3-3	
Management	IMC - Intelligent Management Center; command-line interface; Web browser; configuration menu; Out-of-band management (serial RS-232C or MicroUSB); IEEE 802.3 Ethernet MIB; Repeater MIB; Ethernet Interface MIB	
Notes:	IEEE 802.3az applies to Gigabit models only; IEEE 802.3at and IEEE 802.3af apply to PoE+ models only. When using SFPs with this product, SFPs with revision "B" or later (product number ends with the letter "B" or later, e.g., J4858B, J4859C) are required.	

Technical Specifications

Services	Refer to the Hewlett Packard Enterprise website at http://www.hpe.com/networking/services for details on the service-level descriptions and product numbers. For details about services and response times in your area, please contact your local Hewlett Packard Enterprise sales office.
-----------------	--

Aruba 2530 8 PoE+ Internal PS Switch (JL070A)

I/O ports and slots	8 RJ-45 autosensing 10/100 PoE+ ports (IEEE 802.3 Type 10BASE-T, IEEE 802.3u Type 100BASE-TX, IEEE 802.3at PoE+); Media Type: Auto-MDIX; Duplex: half or full 2 dual-personality ports; each port can be used as either an RJ-45 10/100/1000 port (IEEE 802.3 Type 10Base-T; IEEE 802.3u Type 100Base-Tx; IEEE 802.3ab 1000Base-T Gigabit Ethernet) or as a SFP slot (for use with SFP transceivers) ports	
Additional ports and slots	1 dual-personality (RJ-45 or USB micro-B) serial console port	
Physical characteristics	Dimensions	10(w) x 9.68(d) x 1.75(h) in (25.4 x 24.59 x 4.45 cm) (1U height)
	Weight	4.65 lb (2.11 kg)
Memory and processor	Processor	ARM9E @ 800 MHz, 128 MB flash; Packet buffer size: 1.5 MB dynamically allocated, 256 MB DDR3 DIMM
Mounting and enclosure	Mounts in an EIA-standard 19-inch telco rack or equipment cabinet (rack-mounting kit available); Horizontal surface mounting; Wall mounting	
Performance	IPv6 Ready Certified	
	100 Mb Latency	< 1.3 μ s (LIFO 64-byte packets)
	1000 Mb Latency	< 1.3 μ s (LIFO 64-byte packets)
	10 Gbps Latency	
	Throughput	up to 4.1 Mpps (64-byte packets)
	Switching capacity	5.6 Gbps
	MAC address table size	16000 entries
Environment	Operating temperature	32°F to 113°F (0°C to 45°C)
	Operating relative humidity	15% to 95% @ 104°F (40°C), noncondensing
	Non-operating/Storage temperature	-40°F to 158°F (-40°C to 70°C)
	Non-operating/Storage relative humidity	15% to 90% @ 14.9°F (65°C), noncondensing
	Altitude	up to 10,000 ft (3 km)
	Acoustic	Power: 0 dB, Pressure: 0 dB
Electrical characteristics	Frequency	50/60 Hz
	Maximum heat dissipation	29 BTU/hr (30.6 kJ/hr), (switch only: 29 BTU/hr; combined switch + max. PoE devices: 239 BTU/hr)
	Voltage	100 - 127 / 200 - 240 VAC, rated
	Current	0.9/0.5 A
	Maximum power rating	70.2 W
	Idle power	5.3 W
	PoE Power	67 W PoE
	Notes:	<ul style="list-style-type: none"> - Idle power is the actual power consumption of the device with no ports connected. - Maximum power rating and maximum heat dissipation are the worst-case theoretical maximum numbers provided for planning the infrastructure with fully loaded PoE (if equipped), 100% traffic, all ports plugged in, and all modules populated. - PoE power is the total power budget available to all PoE ports.
Safety	UL 60950-1; CAN/CSA 22.2 No. 60950-1; EN 60825; IEC 60950-1; EN 60950-1	

Technical Specifications

Emissions	FCC Class A; EN 55022/CISPR-22 Class A; VCCI Class A	
Immunity	Generic	EN 55024, CISPR 24
	EN	EN 55024, CISPR 24
	ESD	IEC 61000-4-2
	Radiated	IEC 61000-4-3
	EFT/Burst	IEC 61000-4-4
	Surge	IEC 61000-4-5
	Conducted	IEC 61000-4-6
	Power frequency magnetic field	IEC 61000-4-8
	Voltage dips and interruptions	IEC 61000-4-11
	Harmonics	EN 61000-3-2, IEC 61000-3-2
Flicker	EN 61000-3-3, IEC 61000-3-3	
Management	Imc - intelligent management center; Command-line interface; Web browser; Configuration menu; Out-of-band management (serial rs-232c or micro usb); IEEE 802.3 ethernet mib; Repeater mib; Ethernet interface mib	
Notes:	<ul style="list-style-type: none"> - IEEE 802.3az applies to Gigabit models only; IEEE 802.3at and IEEE 802.3af apply to PoE+ models only. - When using SFPs with this product, SFPs with revision "B" or later (product number ends with the letter "B" or later, e.g., J4858B, J4859C) are required. 	
Services	Refer to the Hewlett Packard Enterprise website at http://www.hpe.com/networking/services for details on the service-level descriptions and product numbers. For details about services and response times in your area, please contact your local Hewlett Packard Enterprise sales office.	
Notes: Details are not available for all accessories. The following specifications were available at the time of publication.		

HPE X111 100M SFP LC FX Transceiver (J9054C)

Ports	1 LC 100BASE-FX port (IEEE 802.3u Type 100BASE-FX); Duplex: half or full	
Physical characteristics	Dimensions: 2.7(d) x 0.54(w) x 0.48(h) in. (6.86 x 1.38 x 1.22 cm) Weight: 0.06 lb. (0.03 kg)	
Environment	Operating temperature: 32°F to 158°F (0°C to 70°C) Operating relative humidity: 5% to 95% Non-operating/Storage temperature: -40°F to 185°F (-40°C to 85°C) Non-operating/Storage relative humidity: 5% to 85% Altitude: up to 10,000 ft. (3 km)	
Cabling	Type: <ul style="list-style-type: none"> • 62.5/125 μm or 50/125 μm (core/cladding) diameter, graded-index, low metal content, multimode fiber optic, complying with ITU-T G.651 and ISO/IEC 793-2 Type A1b or A1a, respectively Maximum distance: <ul style="list-style-type: none"> • 2 km (full duplex) or 412 m (half duplex) 	
Notes:	<ul style="list-style-type: none"> - Transmitter wavelength: 1310nm - Power consumption is 1.1 watt maximum. - For supported platforms and minimum software requirements to support this product, see the document titled "Support for the J9054C 100-FX SFP-LC Transceiver" on the "HPE Mini-GBICs and SFPs" Manuals Web page. 	
Services	Refer to the Hewlett Packard Enterprise website at http://www.hpe.com/networking/services for details on the service-level descriptions and product numbers. For details about services and response times in your area, please contact your local Hewlett Packard Enterprise sales office.	

Technical Specifications

HPE X112 100M SFP LC BX-D Transceiver (J9099B)

A small form-factor pluggable (SFP) 100-Megabit BX (bi-directional) "downstream" transceiver that provides 100 Mbps full-duplex connectivity up to 10 km on one strand of singlemode fiber. The J9099B connects to the J9100B "upstream" transceiver, or to any IEEE-standard 100BASE-BX10-U ("upstream") device.

Ports	1 LC 100BASE-BX10 port (IEEE 802.3ah Type 100BASE-BX10-D); Duplex: full only	
Physical characteristics	Dimensions	2.7(d) x 0.55(w) x 0.48(h) in. (6.86 x 1.39 x 1.22 cm)
	Weight	0.04 lb. (0.03 kg)
Environment	Operating temperature	32°F to 158°F (0°C to 70°C)
	Operating relative humidity	0% to 95%, noncondensing
	Non-operating/Storage temperature	-40°F to 185°F (-40°C to 85°C)
Cabling	Type: Single-mode fiber optic, complying with ITU-T G.652; Maximum distance: <ul style="list-style-type: none"> 0.5-10,000 m (single-mode fiber) 	
Notes:	<ul style="list-style-type: none"> Transmit wavelength: 1550 nm. Receive wavelength: 1310 nm. Power consumption is 1.1 watt maximum. For supported platforms and minimum software requirements to support this product, see the document titled "Support for the HPE BX Transceivers" on the "HPE Mini-GBICs and SFPs" Manuals Web page. The J9099B connects to the J9100B "upstream" transceiver, or to any IEEE-standard 100BASE-BX10-U ("upstream") device. (A 100-BX-D transceiver can only connect to a 100-BX-U product. You cannot connect two 100-BX-D transceivers together.) 	
Services	Refer to the Hewlett Packard Enterprise website at http://www.hpe.com/networking/services for details on the service-level descriptions and product numbers. For details about services and response times in your area, please contact your local Hewlett Packard Enterprise sales office.	

HPE X112 100M SFP LC BX-U Transceiver (J9100B)

A small form-factor pluggable (SFP) 100-Megabit BX (bi-directional) "upstream" transceiver that provides 100 Mbps full-duplex connectivity up to 10 km on one strand of singlemode fiber. The J9100B connects to the J9099B "downstream" transceiver, or to any IEEE-standard 100BASE-BX10-D ("downstream") device.

Ports	1 LC 100BASE-BX10 port (IEEE 802.3ah Type 100BASE-BX10-U); Duplex: full only	
Physical characteristics	Dimensions	2.7(d) x 0.55(w) x 0.48(h) in. (6.86 x 1.39 x 1.22 cm)
	Weight	0.07 lb. (0.03 kg)
Environment	Operating temperature	32°F to 158°F (0°C to 70°C)
	Operating relative humidity	0% to 95%, noncondensing
	Non-operating/Storage temperature	-40°F to 185°F (-40°C to 85°C)
Cabling	Type: Single-mode fiber optic, complying with ITU-T G.652; Maximum distance: <ul style="list-style-type: none"> 0.5-10,000 m (single-mode fiber) 	



Technical Specifications

Notes:	<ul style="list-style-type: none"> – For supported platforms and minimum software requirements to support this product, see the document titled "Support for the HPE BX Transceivers" on the "HPE Mini-GBICs and SFPs" Manuals Web page. – The J9100B connects to the J9099B "downstream" transceiver, or to any IEEE-standard 100BASE-BX10- D ("downstream") device. (A 100-BX-U transceiver can only connect to a 100-BX-D product. You cannot connect two 100-BX-U transceivers together.) – Transmit wavelength: 1310 nm. Receive wavelength: 1550 nm. – Power consumption is 1.1 watts maximum.
Services	Refer to the Hewlett Packard Enterprise website at http://www.hpe.com/networking/services for details on the service-level descriptions and product numbers. For details about services and response times in your area, please contact your local Hewlett Packard Enterprise sales office.

HPE X121 1G SFP LC SX Transceiver (J4858C)

A small form-factor pluggable (SFP) Gigabit SX transceiver that provides a full-duplex Gigabit solution up to 550 m on multimode fiber.

Ports	1 LC 1000BASE-SX port; Duplex: full only
Physical characteristics	<p>Dimensions: 2.24(d) x 0.54(w) x 0.48(h) in. (5.69 x 1.37 x 1.22 cm)</p> <p>Weight: 0.04 lb. (0.02 kg)</p> <p>Transceiver form factor: SFP</p>
Environment	<p>Operating temperature: 32°F to 158°F (0°C to 70°C)</p> <p>Operating relative humidity: 5% to 85%, noncondensing</p> <p>Non-operating/Storage temperature: -40°F to 203°F (-40°C to 85°C)</p> <p>Altitude: up to 10,000 ft. (3 km)</p>
Electrical characteristics	<p>Power consumption typical: 0.4 W</p> <p>Power consumption maximum: 0.7 W</p>
Cabling	<p>Type:</p> <ul style="list-style-type: none"> • 62.5/125 μm or 50/125 μm (core/cladding) diameter, graded-index, low metal content, multimode fiber optic, complying with ITU-T G.651 and ISO/IEC 793-2 Type A1b or A1a, respectively; <p>Maximum distance:</p> <ul style="list-style-type: none"> • 2-220 m (62.5 μm core diameter, 160 MHz*km bandwidth) • 2-275 m (62.5 μm core diameter, 200 MHz*km bandwidth) • 2-500 m (50 μm core diameter, 400 MHz*km bandwidth) • 2-550 m (50 μm core diameter, 500 MHz*km bandwidth) <p>Cable length: 2-550m</p> <p>Fiber type: Multi Mode</p>
Services	Refer to the Hewlett Packard Enterprise website at http://www.hpe.com/networking/services for details on the service-level descriptions and product numbers. For details about services and response times in your area, please contact your local Hewlett Packard Enterprise sales office.

Technical Specifications

HPE X121 1G SFP LC LX Transceiver (J4859C)

HPE X121 1G SFP LC LX Transceiver: An SFP format gigabit transceiver with LC connectors using LX technology.

Ports	1 LC 1000BASE-LX port (IEEE 802.3z Type 1000BASE-LX); Duplex: full only
Physical characteristics	Dimensions: 2.24(d) x 0.54(w) x 0.486(h) in. (5.69 x 1.37 x 1.23 cm) Weight: 0.04 lb. (0.02 kg)
Environment	Operating temperature: 32°F to 158°F (0°C to 70°C) Operating relative humidity: 0% to 85%, noncondensing Non-operating/Storage temperature: -40°F to 212°F (-40°C to 100°C) Altitude: up to 10,000 ft. (3 km)
Cabling	Type: <ul style="list-style-type: none"> Either single mode or multimode; 62.5/125 μm or 50/125 μm (core/cladding) diameter, graded-index, low metal content, multimode fiber optic, complying with ITU-T G.651 and ISO/IEC 793-2 Type A1b or A1a, respectively; Low metal content, single-mode fiber-optic, complying with ITU-T G.652 and ISO/IEC 793-2 Type B1; Maximum distance: <ul style="list-style-type: none"> 2-550 m (multimode 62.5 μm core diameter, 500 MHz*km bandwidth) 2-550 m (multimode 50 μm core diameter, 400 MHz*km bandwidth) 2-550 m (multimode 50 μm core diameter, 500 MHz*km bandwidth) 2-10,000 m (single-mode fiber)
Notes:	<ul style="list-style-type: none"> A mode conditioning patch cord may be needed in some multimode fiber installations. Wavelength: 1310nm Power Consumption: < 500mW Typical
Services	Refer to the Hewlett Packard Enterprise website at http://www.hpe.com/networking/services for details on the service-level descriptions and product numbers. For details about services and response times in your area, please contact your local Hewlett Packard Enterprise sales office.

HPE X121 1G SFP LC LH Transceiver (J4860C)

A small form-factor pluggable (SFP) Gigabit LH transceiver that provides a full-duplex Gigabit solution up to 70 km on single-mode fiber.

Ports	1 LC 1000BASE-LH port (no IEEE standard exists for 1550 nm optics); Duplex: full only
Physical characteristics	Dimensions: 2.17(d) x 0.60(w) x 0.46(h) in. (5.5 x 1.53 x 1.18 cm) Weight: 0.04 lb. (0.02 kg)
Environment	Operating temperature: -40°F to 185°F (-40°C to 85°C) Operating relative humidity: 0% to 95% @ 77°F (25°C), noncondensing Non-operating/Storage temperature: -40°F to 185°F (-40°C to 85°C) Altitude: up to 10,000 ft. (3 km)
Cabling	Cable type: <ul style="list-style-type: none"> Low metal content, single-mode fiber-optic, complying with ITU-T G.652 and ISO/IEC 793-2 Type B1; Maximum distance: <ul style="list-style-type: none"> 10-70,000 m (single-mode fiber)
Notes:	<ul style="list-style-type: none"> Power consumption is 0.8 watts typical with 1 watt maximum at 100% utilization. For distances less than 20 km, a 10 dB attenuator must be used. For distances between 20 km and 40 km, a 5 dB attenuator must be used. Attenuators can be purchased from most cable vendors.
Services	Refer to the Hewlett Packard Enterprise website at http://www.hpe.com/networking/services for details on the service-level descriptions and product numbers. For details about services and response times in your area, please contact your local Hewlett Packard Enterprise sales office.

Technical Specifications

Aruba 2530 8-port Switch Pwr Adptr Shelf (J9820A)

Physical characteristics	Dimensions: 6.75(w) x 5.25(d) x 1.75(h) in (17.15 x 13.34 x 4.45 cm) (1U height)
	Weight 0.6 lb (0.27 kg)
Notes:	The HPE 2530 8-Port Switch Power Adapter Shelf is an accessory for the HPE 2530 8-port switches. The shelf mounts on the back of the switch providing a place to hold the external power adapter.
Services	Refer to the Hewlett Packard Enterprise website at http://www.hpe.com/networking/services for details on the service-level descriptions and product numbers. For details about services and response times in your area, please contact your local Hewlett Packard Enterprise sales office.

HPE X410 1U Universal 4-post Rackmount Kit (J9583A)

Notes:	<ul style="list-style-type: none"> The rack mounting kit supports the 1U, full width switches in the following switch series and the power supply: V1810 Series, E2510 Series, E2520 Series, E2610 Series, E2810 Series, E2910 Series, E3500 Series, and the E620 Power Supply. This universal rack mounting kit is design to fit the following racks: HPE 10K 10642, HPE 10K 10842, Panduit CN, Panduit CS, Wrightline Vantage S2, APC Netshelter 600mm, and APC Netshelter 800mm. It may well fit many other brands and models too.
Services	Refer to the Hewlett Packard Enterprise website at: http://www.hpe.com/networking/services for details on the service-level descriptions and product numbers. For details about services and response times in your area, please contact your local Hewlett Packard Enterprise sales office.

HPE X121 1G SFP RJ45 T Transceiver (J8177C)

A small form-factor pluggable (SFP) Gigabit copper transceiver that provides a full-duplex Gigabit solution up to 100 m on Category 5 or better cable

Ports	1 RJ-45 1000BASE-T port (IEEE 802.3ab Type 1000BASE-T); Duplex: full only
Physical characteristics	Dimensions: 0.54(w) x 2.71(d) x 0.55(h) in (1.37 x 6.88 x 1.4 cm)
	Weight: 0.06 lb (0.03 kg)
Environment	Operating temperature: 32°F to 158°F (0°C to 70°C); with 100 LFM airflow over the SFP module
	Operating relative humidity: 0% to 95% @ 75°F (25°C), noncondensing
	Non-operating/Storage temperature: -40°F to 185°F (-40°C to 85°C)
	Non-operating/Storage relative humidity: 0% to 95% @ 77°F (25°C), noncondensing
Cabling	Altitude: up to 10,000 ft. (3000 km)
	Cable type: 1000BASE-T: Category 5 (5E or better recommended), 100 Û differential 4-pair unshielded twisted pair (UTP) or shielded twisted pair (STP) balanced, complying with IEEE 802.3ab 1000BASE-T; Maximum distance: 100 m
Notes:	<ul style="list-style-type: none"> Power consumption is nominally 1 watt. For supported platforms and minimum software requirements to support this product, see the document titled "Support for the J8177C 1000Base-T Mini-GBIC" on the "HPE Mini-GBICs and SFPs" Manuals Web page. The J8177C Gigabit copper mini-GBIC is not supported on dual-personality ports. The J8177C is capable of 100 Mb operation. This is supported on only the HPE ProCurve Switch 8200zl, 5400zl, and 6200yl Series using software version K.12.21 or later. Use the "auto-100" port setting to enable 100 Mb operation. Important: Important: The earlier J8177B does not support 100 Mb operation. When used in the ProCurve Switch gl 20-Port 10/100/1000 Module (J4908A), the J8177C mini-GBIC can be installed in either the upper or lower mini-GBIC port, but will block access to the other port.

Technical Specifications

Standards and protocols

Applies to all products in series

General Protocols

- IEEE 802.1D MAC Bridges
- IEEE 802.1p Priority
- IEEE 802.1Q VLANs
- IEEE 802.1s Multiple Spanning Trees
- IEEE 802.1w Rapid Reconfiguration of Spanning Tree
- IEEE 802.3 Type 10BASE-T
- IEEE 802.3ab 1000BASE-T
- IEEE 802.3ad Link Aggregation Control Protocol (LACP)
- IEEE 802.3af Power over Ethernet
- IEEE 802.3at Power over Ethernet Plus
- IEEE 802.3az Energy Efficient Ethernet
- IEEE 802.3x Flow Control
- RFC 768 UDP
- RFC 783 TFTP Protocol (revision 2)
- RFC 792 ICMP
- RFC 793 TCP
- RFC 826 ARP
- RFC 854 TELNET
- RFC 868 Time Protocol
- RFC 951 BOOTP
- RFC 1350 TFTP Protocol (revision 2)
- RFC 1542 BOOTP Extensions
- RFC 1918 Address Allocation for Private Internet
- RFC 2030 Simple Network Time Protocol (SNTP) v4
- RFC 2131 DHCP
- RFC 3411 An Architecture for Describing Simple Network Management Protocol (SNMP) Management Frameworks
- RFC 3412 Message Processing and Dispatching for the Simple Network Management Protocol (SNMP)
- RFC 3413 Simple Network Management Protocol (SNMP) Applications
- RFC 3414 User-based Security Model (USM) for version 3 of the Simple Network Management Protocol (SNMPv3)
- RFC 3415 View-based Access Control Model (VACM) for the Simple Network Management Protocol (SNMP)
- RFC 3416 Protocol Operations for SNMP
- RFC 3575 IANA Considerations for RADIUS
- RFC 5905 Network Time Protocol Version 4: Protocol and Algorithms Specification

Denial of service protection

- Network DoS Filter

Device Management

- RFC 1591 DNS (client)
- RFC 2576 (Coexistence between SNMP V1, V2, V3)
- RFC 2579 (SMIPv2 Text Conventions)
- RFC 2580 (SMIPv2 Conformance)
- RFC 3416 (SNMP Protocol Operations v2)
- RFC 3417 (SNMP Transport Mappings)
- SSHv1/SSHv2 Secure Shell



Technical Specifications

MIBs

- RFC 1155 Structure & ID of Mgmt Info for TCP/IP Internets
- RFC 1212 Concise MIB Definitions
- RFC 1213 MIB II
- RFC 1493 Bridge MIB
- RFC 2021 RMONv2 MIB
- RFC 2578 Structure of Management Information Version 2 (SMIv2)
- RFC 2579 Textual Conventions for SMIv2
- RFC 2613 SMON MIB
- RFC 2618 RADIUS Client MIB
- RFC 2620 RADIUS Accounting Client MIB
- RFC 2665 Ethernet-Like-MIB
- RFC 2668 802.3 MAU MIB
- RFC 2674 802.1p and IEEE 802.1Q Bridge MIB
- RFC 2737 Entity MIB (Version 2)
- RFC 2863 The Interfaces Group MIB
- RFC 4836 Managed Objects for 802.3 Medium Attachment Units (MAU)

IPv6

- RFC 1981 IPv6 Path MTU Discovery
- RFC 2460 IPv6 Specification
- RFC 2464 Transmission of IPv6 over Ethernet Networks
- RFC 2925 Remote Operations MIB (Ping only)
- RFC 3315 DHCPv6 (client only)
- RFC 3484 Default Address Selection for IPv6
- RFC 3513 IPv6 Addressing Architecture
- RFC 3596 DNS Extension for IPv6
- RFC 3810 Multicast Listener Discovery Version 2 (MLDv2) for IPv6
- RFC 4022 MIB for TCP
- RFC 4113 MIB for UDP
- RFC 4251 SSHv6 Architecture
- RFC 4252 SSHv6 Authentication
- RFC 4252 SSHv6 Transport Layer
- RFC 4254 SSHv6 Connection
- RFC 4291 IP Version 6 Addressing Architecture
- RFC 4293 MIB for IP
- RFC 4419 Key Exchange for SSH
- RFC 4443 ICMPv6
- RFC 4861 IPv6 Neighbor Discovery
- RFC 4862 IPv6 Stateless Address Auto-configuration
- RFC 5095 Deprecation of Type 0 Routing Headers in IPv6

QoS/CoS

- RFC 2474 DiffServ precedence, with 4 queues per port
- RFC 2475 DiffServ Architecture
- RFC 2597 DiffServ Assured Forwarding (AF)
- RFC 2598 DiffServ Expedited Forwarding (EF)



Technical Specifications

IP Multicast

- RFC 2236 IGMPv2

Network Management

- IEEE 802.1AB Link Layer Discovery Protocol (LLDP)
- RFC 1098 A Simple Network Management Protocol (SNMP)
- RFC 1155 Structure of Management Information
- RFC 2819 Four groups of RMON: 1 (statistics), 2 (history), 3 (alarm) and 9 (events)
- RFC 3411 SNMP Management Frameworks
- RFC 3412 Message Processing and Dispatching for the Simple Network Management Protocol (SNMP)
- RFC 3413 Simple Network Management Protocol (SNMP) Applications
- RFC 3414 User-based Security Model (USM) for version 3 of the Simple Network Management Protocol (SNMPv3)
- RFC 3415 View-based Access Control Model (VACM) for the Simple Network Management Protocol (SNMP)
- RFC 3418 Management Information Base (MIB) for the Simple Network Management Protocol (SNMP)
- RFC 5424 Syslog Protocol
- ANSI/TIA-1057 LLDP Media Endpoint Discovery (LLDP-MED)
- SNMPv1/v2c/v3

Security

- IEEE 802.1X Port Based Network Access Control
 - RFC 1492 TACACS+
 - RFC 2138 RADIUS Authentication
 - RFC 2866 RADIUS Accounting
 - Secure Sockets Layer (SSL)
-




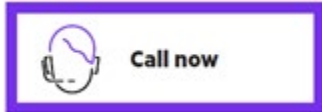
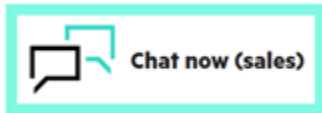
Summary of Changes

Date	Version History	Action	Description of Change
05-Dec-2022	Version 26	Changed	Configuration Information section was updated.
07-Nov-2021	Version 25	Changed	Configuration Information section was updated. Obsolete SKUs were deleted.
16-Aug-2021	Version 24	Changed	SKUs were added and updated in Configuration Information section.
07-Jun-2021	Version 23	Changed	SKUs were added and updated in Configuration Information section.
08-Mar-2021	Version 22	Changed	SKUs added in Configuration Information section.
08-Sep-2020	Version 21	Changed	Configuration Information section was updated.
04-Nov-2019	Version 20	Changed	Technical Specifications and Configuration Information sections were updated.
01-Jul-2019	Version 19	Changed	Overview, Standard Features and Configuration Information sections were updated. SKU descriptions were updated.
03-Dec-2018	Version 18	Changed	Features and Benefits updated
02-Jul-2018	Version 17	Changed	Software feature update
05-Feb-2018	Version 16	Changed	Updates made on Technical Specifications and Configuration
08-Jan-2018	Version 15	Changed	Software feature update
03-Jul-2017	Version 14	Added	SKU added: JL448A
01-Aug-2016	Version 13	Changed	Adding #AC3 Option on Configuration Menu
06-Jun-2016	Version 12	Changed	Overview, Features and Benefits, Technical Specifications, and Accessories updated. SKU descriptions updated.
08-Jan-2016	Version 11	Changed	URLs updated
01-Dec-2015	Version 10	Changed	QuickSpecs name changed to Aruba 2530 Switch Series Overview, Features and Benefits, Accessories updated
30-Mar-2015	Version 9	Changed	Added new SKU:JL070A Changes made in the Overview, Technical Specifications, and Accessories sections.
01-Dec-2014	Version 8	Changed	Updated Warranty and support, updated technical specifications
18-Aug-2014	Version 7	Added	Added 4 new models: J9856A, J9854A, J9855A, J9853A
		Changed	Changes made on the entire QS.
09-Dec-2013	Version 6	Changed	Changes made in the Overview, Technical Specifications, and Accessories sections.
12-Nov-2013	Version 5	Changed	Build to Order, Rack Level Integration CTO Models, and Cables were revised.
27-Sep-2013	Version 4	Changed	Change made to the Configuration Section - Rack Mount Kit
17-Sep-2013	Version 3	Changed	Corrected an issue with the EMEA HTML file.
10-Jun-2013	Version 2	Changed	Changes made to the following: Added several new models Updated Accessories Added the new Configuration section Updated Features and Benefits
10-Jun-2013	Version 2	Changed	Changes made to the following: Added several new models Updated Accessories Added the new Configuration section Updated Features and Benefits
04-Dec-2012	Version 1	New	New QuickSpecs



Copyright

Make the right purchase decision.
Contact our presales specialists.



© Copyright 2022 Hewlett Packard Enterprise Development LP. The information contained herein is subject to change without notice. The only warranties for Hewlett Packard Enterprise products and services are set forth in the express warranty statements accompanying such products and services. Nothing herein should be construed as constituting an additional warranty. Hewlett Packard Enterprise shall not be liable for technical or editorial errors or omissions contained herein.

To learn more, visit <http://www.hpe.com/networking>

c04111414 - 14447 - Worldwide - V26 - 05-December-2022