


Mini-Com® All Metal Shielded Modular Patch Panels

specifications

All metal modular patch panels shall be made of stainless steel and mount to standard racks and cabinets. All metal patch panels shall accept all Mini-Com® Shielded Jack Modules for shielded installations. Patch panel write-on areas and optional adhesive labels shall identify each port and panel. Angled all metal modular patch panels shall be available in standard density 24 and 48-ports. Flat all metal modular patch panels shall be available in standard density 24 and 48-ports. Flat design in 24 and 48-ports shall also be available with built-in strain relief bar with unique features to support individual cables.



technical information

Mounting option:	Mounts to standard EIA 19" rack, or 23" rack when used with extender brackets (PEB1 or PEB2) or cabinet
Packaging:	Includes mounting screws (#12-24) and CPT tool for easy removal of Mini-Com® Modules
Material:	Stainless steel

key features and benefits

Modular	Mini-Com® Shielded Jack Modules snap in and out of all Mini-Com® All Metal Shielded Modular Patch Panels for easy moves, adds, and changes
Identification	Dedicated areas allow for port and panel identification with optional adhesive labels
Built-in strain relief bar	Secures individual cables and provides proper cable support (CP24WSBLY and CP48WSBLY)
Patented angled design	Allows cable to flow to each side of the rack and minimizes the need for horizontal cable managers; increase risk and closet density
Strain relief bars (optional)	Different styles available to help manage and route rear cables
Angled filler panels (optional)	Reserves space for future use and promotes proper airflow and cooling
Color options	Select styles available in White: standard color is Black

applications

Mini-Com® All Metal Shielded Modular Patch Panels and Mini-Com® Shielded Jack Modules are ideal for use in shielded cabling installations. Angled patch panels minimize the use of horizontal cable managers by allowing the cables to flow directly into vertical cable managers, thus increasing rack density. Selected flat patch panels include a built-in strain relief bar that offers integrated cable tie slots and a 1.46" surface to manage and

support individual cables. Mini-Com® Shielded Jack Modules bond to the panel when snapped into a Mini-Com® All Metal Shielded Modular Patch Panel. When installing the patch panel on the rack, the use of patent-pending thread-forming bonding screws bond the shielded panel to the rack. The combination of all-metal patch panels, shielded jack modules and accessories provide a properly grounded system.

Angled Shielded Patch Panels

Black	
24-port, 1 RU:	CPA24BLY
48-port, 2 RU:	CPA48BLY
White	
24-port, 1 RU:	CPA24WH
48-port, 2 RU:	CPA48WH

Flat Shielded Patch Panels

Black	
24-port, 1 RU:	CP24BLY
48-port, 2 RU:	CP48BLY
White	
24-port, 1 RU:	CP24WH
48-port, 2 RU:	CP48WH

Flat Shielded Patch Panels with Strain Relief Bar

Black	
24-port, 1 RU:	CP24WSBLY
48-port, 2 RU:	CP48WSBLY

Mini-Com® Shielded Jack Modules

Category 6A:	CJS6X88TGY
Category 6:	CJS688TGY
Category 5e:	CJS5E88TGY

Patch Panel Accessories

Black	
1 RU angled:	CPAF1BLY
2 RU angled:	CPAF2BLY
1 RU flat:	DPFP1
2 RU flat:	DPFP2
White	
1 RU angled:	CPAF1WH
2 RU angled:	CPAF2WH
1 RU flat:	DPFP1WH
2 RU flat:	DPFP2WH

Transitional covers

Black:	CPATCBL
White:	CPATCWH

Strain Relief Bars and Accessories

Strain relief bar with clips:	SRBWCY
Strain relief bar (straight):	SRBS19BL-XY
Strain relief bar (U-shaped):	SRB19BLY
High-density strain relief bar manager:	SRBM19BLY
Strain relief bar brackets:	SRBBRKT

Bonding Screws

#12-24 English:	RGTBS-C
M6 Metric:	RGTBSM6-C

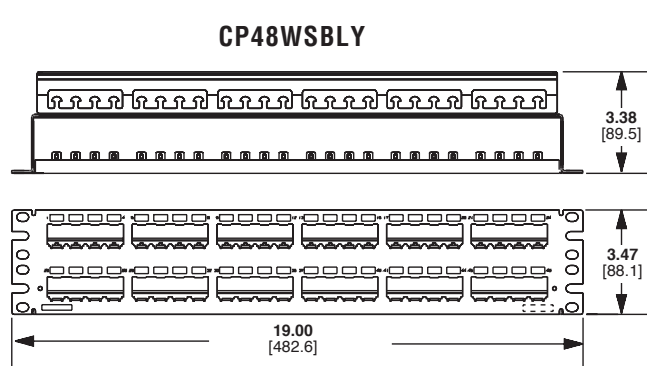
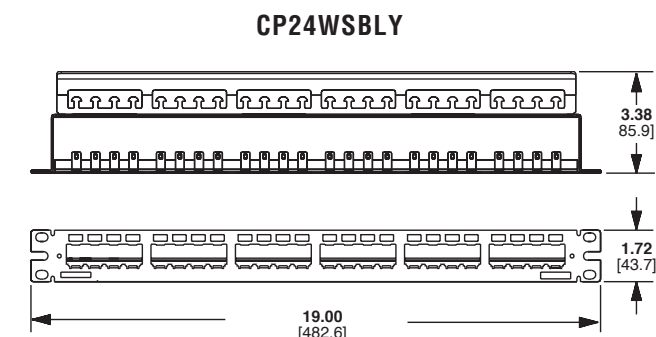
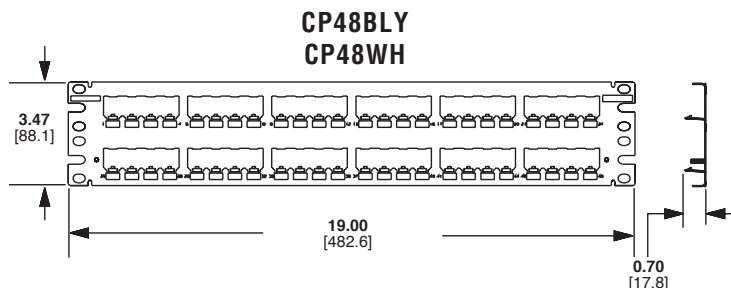
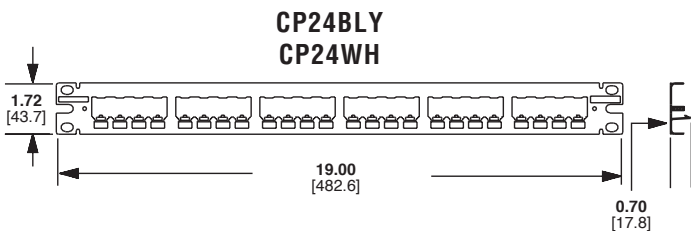
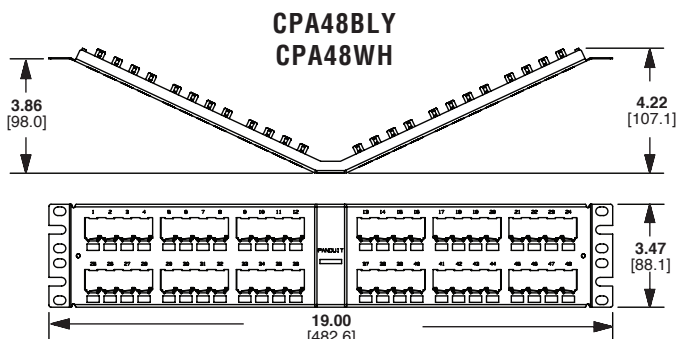
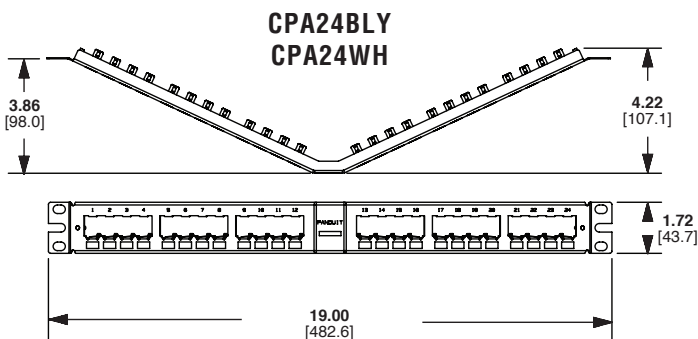
Thread-Forming Kits

#12-24 English:	RGTBSG
M6 Metric:	RGTBSM6G

Mini-Com® All Metal Shielded Modular Patch Panels

label chart

Part Number	Label Type	Laser/Ink	LS8	Thermal
CPA24BLY	Adhesive	C252X030FJJ	C252X030FJC	C252X030YPT
CPA24WH				
CPA48BLY				
CPA48WH				
CP24BLY				
CP24WH				
CP48BLY				
CP24WSBLY				



Dimensions are in inches. (Dimensions in parenthesis are metric).

WORLDWIDE SUBSIDIARIES AND SALES OFFICES

PANDUIT US/CANADA
Phone: 800.777.3300

PANDUIT EUROPE LTD.
London, UK
Phone: 44.20.8601.7200

PANDUIT SINGAPORE PTE. LTD.
Republic of Singapore
Phone: 65.6305.7575

PANDUIT JAPAN
Tokyo, Japan
Phone: 81.3.6863.6000

PANDUIT LATIN AMERICA
Guadalajara, Mexico
Phone: 52.33.3777.6000

PANDUIT AUSTRALIA PTY. LTD.
Victoria, Australia
Phone: 61.3.9794.9020

For a copy of Panduit product warranties, log on to www.panduit.com/warranty

PANDUIT®

For more information
Visit us at www.panduit.com
Contact Customer Service by email: cs@panduit.com
or by phone: 800.777.3300

© 2020 Panduit Corp.
ALL RIGHTS RESERVED.
COSP494--WW-ENG
Replaces COSP319
9/2020