

Mini-Com® Faceplate Frames and Inserts

specifications

Faceplate frames shall be available in single and double gang versions and shall accept a variety of inserts. Executive design faceplate frames shall have a curved appearance and include labels and label covers. Inserts shall be available in sloped, sloped shuttered, and flat versions, and accept all modules for increased design flexibility. Modules shall be accessible from the front for easy moves, adds, and changes.



technical information

Mounting options:	Faceplate frames are compatible with wall board adapters (MWBA1 and MWBA-2G); single or double junction boxes; raceway mounting brackets
Packaging:	Executive series faceplate frames include two labels, two label covers; all faceplate frames include 1" long #6-32 slotted pan head screws with non-threaded lead point

key features and benefits

Modular	Faceplate frames accept all Panduit Inserts; inserts accept all Mini-Com® Modules for design flexibility
Front access	Mini-Com® Modules are accessible from the front for easy moves, adds, and changes
Sloped versions	Provide additional bend radius control to protect cable
Shuttered versions	Integrated shuttered door keeps dust and debris out of unmated Mini-Com® Jack Modules
Identification	Executive series faceplate frames can be clearly identified with labels; sloped shuttered version available with label option; Mini-Com® Modules can be clearly identified with optional icons

applications

The combination of faceplate frames and inserts provide the design flexibility when installing connectivity in single or double gang junction boxes, wallboard adapters, and raceway mounting brackets. A variety of inserts enable front access to connectivity

for easy moves, adds, and changes. Sloped inserts are ideal for installations which require additional bend radius control and blank inserts allow for future growth. All inserts accept Mini-Com® Modules for copper, fiber, and audio/video applications.

Mini-Com® Faceplate Frames and Inserts

Executive Series Faceplate Frames

Single gang:	CBE*Y
Double gang:	CBE*-2GY

1/2 Size Inserts

Sloped:	CHS2*-X
Sloped, shuttered:	CHS2S*-X
Sloped, recessed:	CHSRE2*-X
Flat:	CHF2*-X
Blank:	CHB2*-X

1/3 Size Inserts

Flat:	CHF2M*-X
Blank:	CHB2M*-X

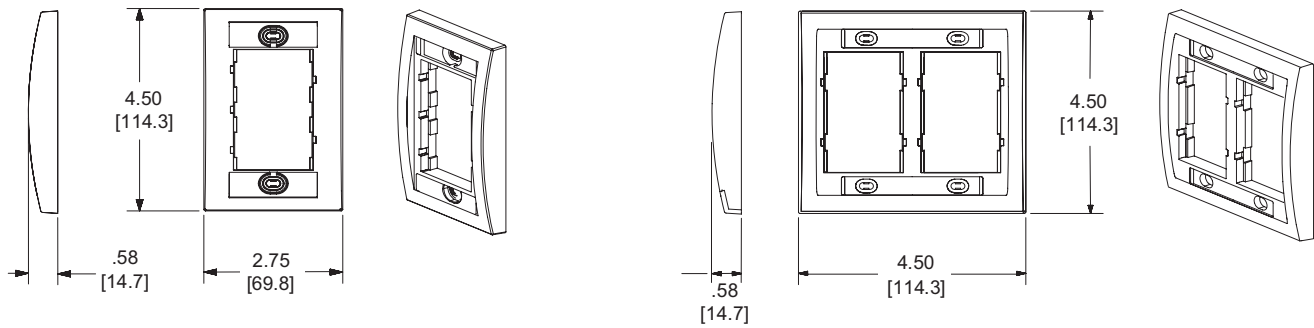
1/3 Size D-Subminiature Inserts

9-pin, female to female coupler:	CHD9C**Y
15-pin, female to female coupler:	CHD15HDC*Y
15-pin, DB connector mounted to a circuit board:	CHD15HDSC*Y

See table for color and labeling options. Visit www.panduit.com for complete offering of copper, fiber, and audio/video modules.

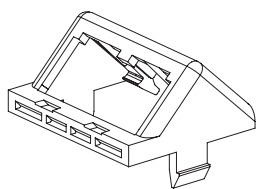
Mini-Com® Faceplate Frames and Inserts

executive series faceplate frames

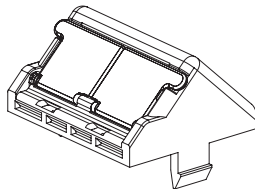


Dimensions are in inches. [Dimensions in brackets are metric].

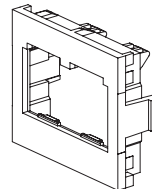
inserts



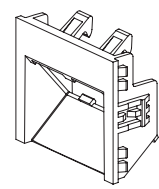
1/2 Sloped Insert



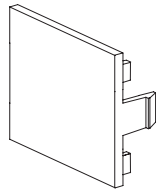
1/2 Sloped, Shuttered



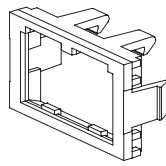
1/2 Flat Insert



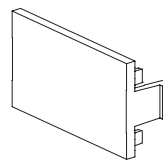
1/2 Sloped Recessed



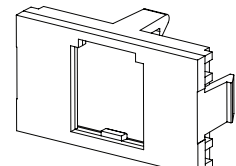
1/2 Blank Insert



1/3 Flat Insert



1/3 Blank Insert



1/3 Flat Insert

color and labeling options

Part Number	IW	WH	EI	IG	BL	Laser/Ink jet	Panther LS8E
CBE**Y						C195X040Y1J	C195X040Y1C
CBE**-2GY						C288X040Y1J	C288X040Y1C
CHS2**-X							
CHS2S**-X							
CHSRE2**-X							
CHF2**-X							
CHB2**-X							
CHF2M**-X							
CHB2M**-X							
CHD9C**Y							
CHD15HDC**Y							
CHD15HDC**Y							

Gray shaded area depicts colors or labels are not available.

WORLDWIDE SUBSIDIARIES AND SALES OFFICES

PANDUIT US/CANADA
Phone: 800.777.3300

PANDUIT EUROPE LTD.
London, UK
Phone: 44.20.8601.7200

PANDUIT SINGAPORE PTE. LTD.
Republic of Singapore
Phone: 65.6305.7575

PANDUIT JAPAN
Tokyo, Japan
Phone: 81.3.6863.6000

PANDUIT LATIN AMERICA
Guadalajara, Mexico
Phone: 52.33.3777.6000

PANDUIT AUSTRALIA PTY. LTD.
Victoria, Australia
Phone: 61.3.9794.9020

For a copy of Panduit product warranties, log on to www.panduit.com/warranty



For more information
Visit us at www.panduit.com
Contact Customer Service by email: cs@panduit.com
or by phone: 800.777.3300

© 2020 Panduit Corp.
ALL RIGHTS RESERVED.
Printed in the U.S.A.
OTSP38--WW-ENG
3/2020