

## Square body DIN 43 620 — 690V (IEC): 10-800A

### 690V (IEC) 10-800A

#### Specifications

**Description:** Square body DIN 43 620 blade style high speed fuses.

**Dimensions:** See dimensions illustration.

#### Ratings:

Volts: — 690Vac (IEC)

Amps: — 10-800A

IR: — 300kA RMS Sym.

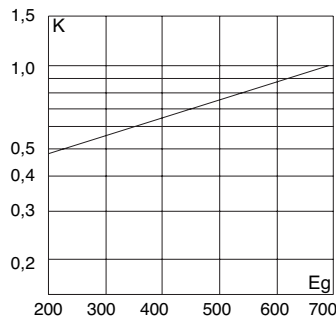
**Agency Information:** CE, Designed and tested to IEC 60269: Part 4, UL Recognized.

#### Electrical

#### Characteristics

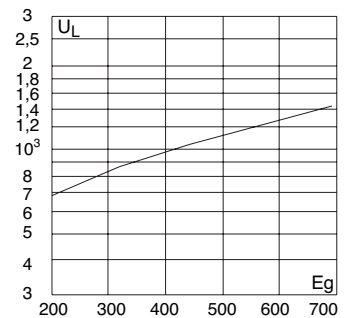
#### Total clearing $I^2t$

The total clearing  $I^2t$  at rated voltage and at power factor of 15% are given in the electrical characteristics. For other voltages, the clearing  $I^2t$  is found by multiplying by correction factor, K, given as a function of applied working voltage,  $E_g$ , (rms).



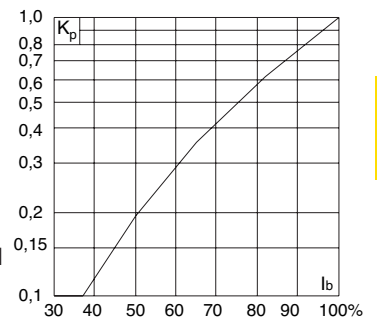
#### Arc Voltage

This curve gives the peak arc voltage,  $U_L$ , which may appear across the fuse during its operation as a function of the applied working voltage  $E_g$ , (rms) at a power factor of 15%.



#### Power Losses

Watts loss at rated current is given in the electrical characteristics. The curve allows the calculation of the power losses at load currents lower than the rated current. The correction factor,  $K_p$ , is given as a function of the RMS load current,  $I_b$ , in % of the rated current.



#### Features and Benefits

- Excellent dc performance
- Low arc voltage and low energy let-through ( $I^2t$ )
- Low watts loss
- Superior cycling capability

#### Typical Applications

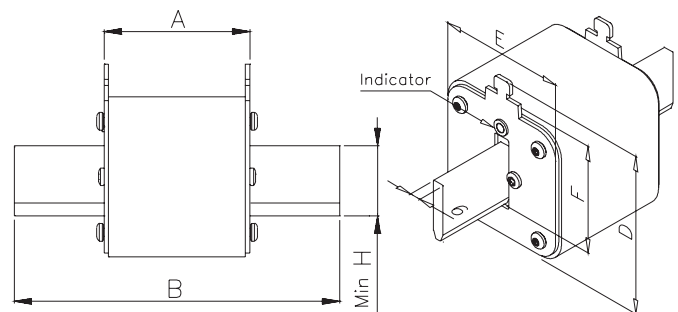
- DC common bus
- DC drives
- Power converters/rectifiers
- Reduced voltage starters

#### Dimensions (mm)

Type DIN 00, DIN 1, DIN 2, DIN 3

Size	A	B Max	D Max	E	F Min	H
00	49	78.5	60	30	35	15
1	68	135	66	52	40	20
2	68	150	74	60	48	25
3	68	150	89	75	60	32

1 mm = 0.0394" 1" = 25.4 mm



Square body DIN 43 620 — 690V (IEC): 10-800A

Catalog Numbers

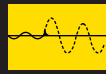
Catalog Numbers	Size	Electrical Characteristics			
		RMS Amp Rating*	I <sup>2</sup> t (A <sup>2</sup> Sec)		Watts Loss
			Pre-arc	Clearing at 600V	
170M2691	00	10	3.8	20	3.5
170M2692		16	7.2	38	5.5
170M2693		20	13	70	6
170M2694		25	24	125	8
170M2695		32	53	275	9
170M2696		40	95	490	10
170M2697		50	185	1000	11
170M2698		63	345	1800	14
170M2699		80	695	3600	16
170M2700		100	1250	6650	19
170M2701	125	2300	12000	23	
170M2702	160	4350	22500	29	
170M4176	1	50	135	705	12
170M4177		63	245	1300	15
170M4178		80	500	2600	17
170M4179		100	950	4850	20
170M4180		125	1850	9500	23
170M4181		160	3450	18000	28
170M4182		200	6750	34500	31
170M4183		250	13500	70500	35
170M4184		315	26000	135000	41
170M4185		350	34000	175000	45
170M4186	400	48500	250000	48	
170M5881	2	200	5650	29000	33
170M5882		250	10000	52500	40
170M5883		315	19500	105000	46
170M5884		350	26000	135000	50
170M5885		400	39500	205000	53
170M5886		450	55500	290000	59
170M5887		500	73000	375000	66
170M5888		550	100000	515000	70
170M5889		630	150000	770000	79
170M6080	3	350	23000	120000	55
170M6081		400	34000	175000	59
170M6082		450	48500	250000	62
170M6083		500	64000	330000	67
170M6084		550	84500	435000	70
170M6085		630	125000	645000	85
170M6086		700	160000	840000	93
170M6087		800	245000	1300000	99

\*The RMS amp rating of this fuse range is given with open fuse bases connected to copper conductors according to IEC 60269, Part 1, table 10. When used in enclosed fuse bases/disconnects, derating factors have to be observed.

Please contact Cooper Bussmann for application assistance.

• Watts loss provided at rated current.

• Microswitch ordered separately. See accessories on page 179-180.



Did You Know?

On-Site Customer Training Seminars

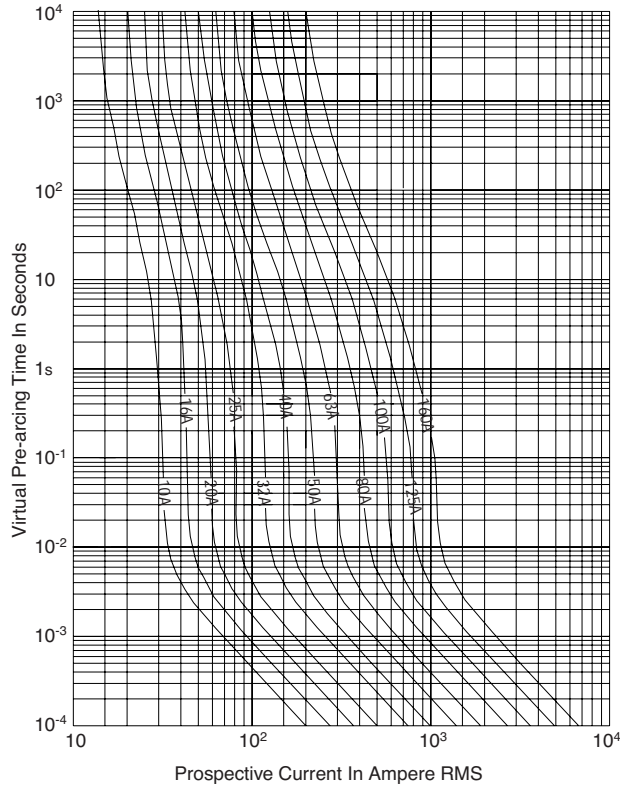
Your Cooper Bussmann district sales engineer or rep will work with you to present a technical seminar program for end-user customers. There is no charge for these services. Distributors may use marketing funds to cover costs incurred for attendee meals and door prizes.

- Seminar #1: National Electrical Code® -- Changes Dealing with Overcurrent Protection
- Seminar #2: Safety BASICS™
- Seminar #3: Motor Protection
- Seminar #4: NEC® 110.9 and 240.86 on Interrupting Rating
- Seminar #5: Selective Coordination
- Seminar #6: Meeting Elevator Disconnect Requirements
- Seminar #7: Current Limitation and Component Protection
- Seminar #8: Industrial Machinery NFPA79 2002 Requirements
- Seminar #9: Electrical Safety NFPA70E Changes

## Square body DIN 43 620 — 690V (IEC): 10-800A

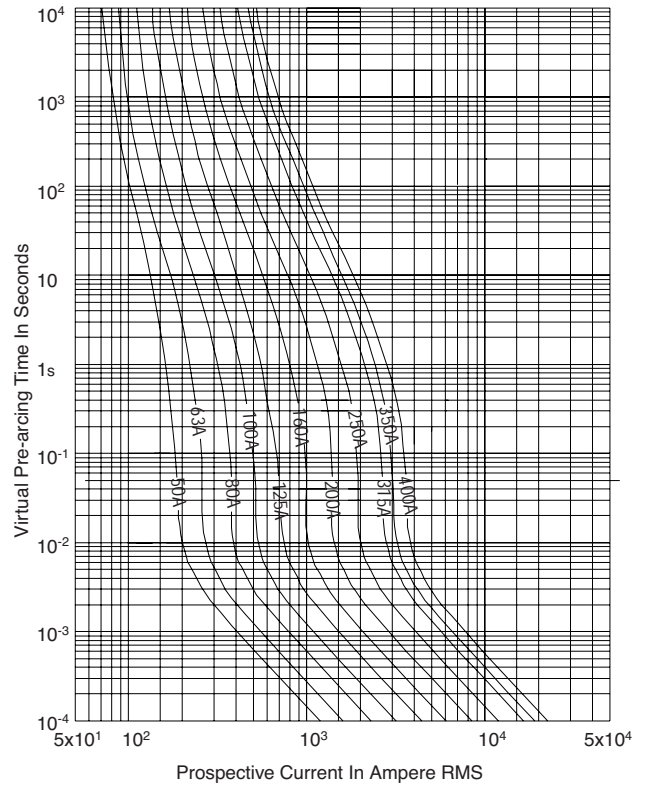
### Size 00 — 10-160A: 690V

Time-Current Curve



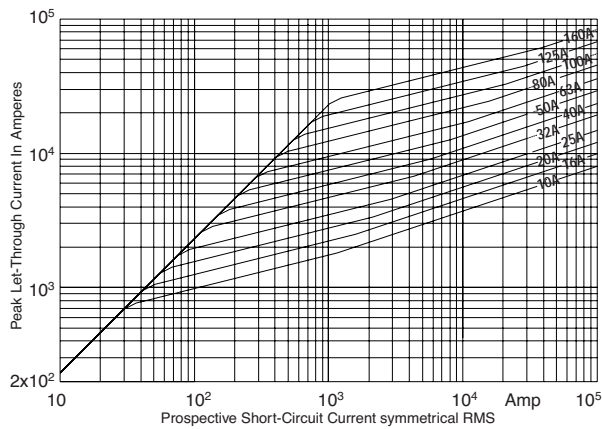
### Size 1 — 50-400A: 690V

Time-Current Curve

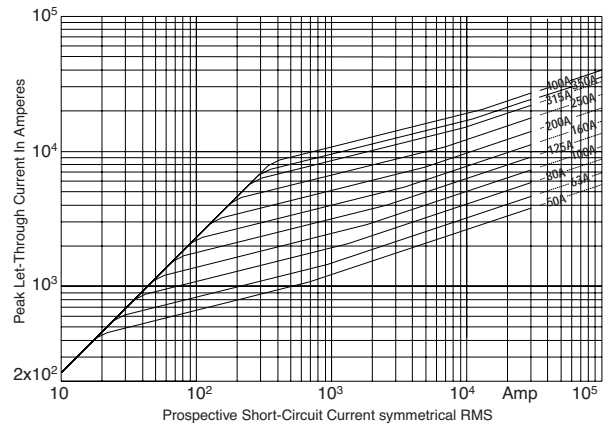


High Speed Fuses

### Peak Let-Through Curve



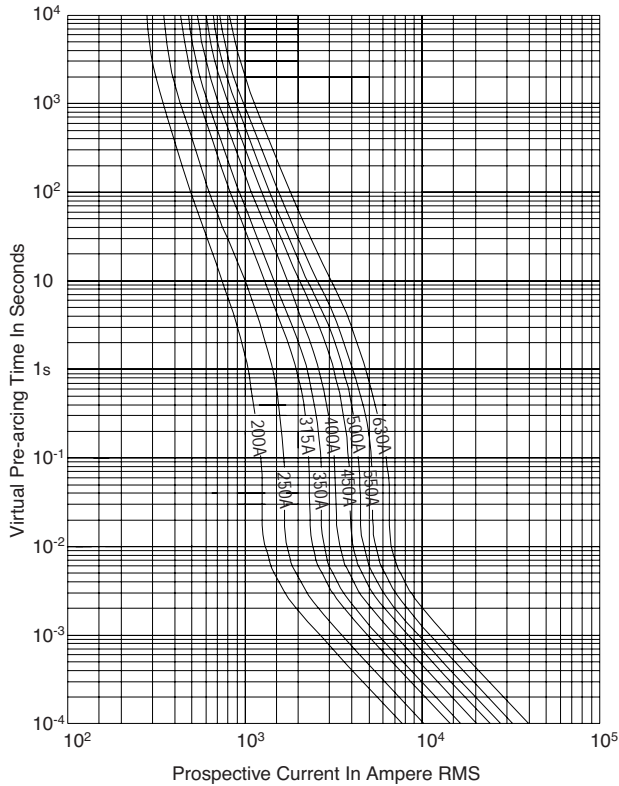
### Peak Let-Through Curve



# Square body DIN 43 620 — 690V (IEC): 10-800A

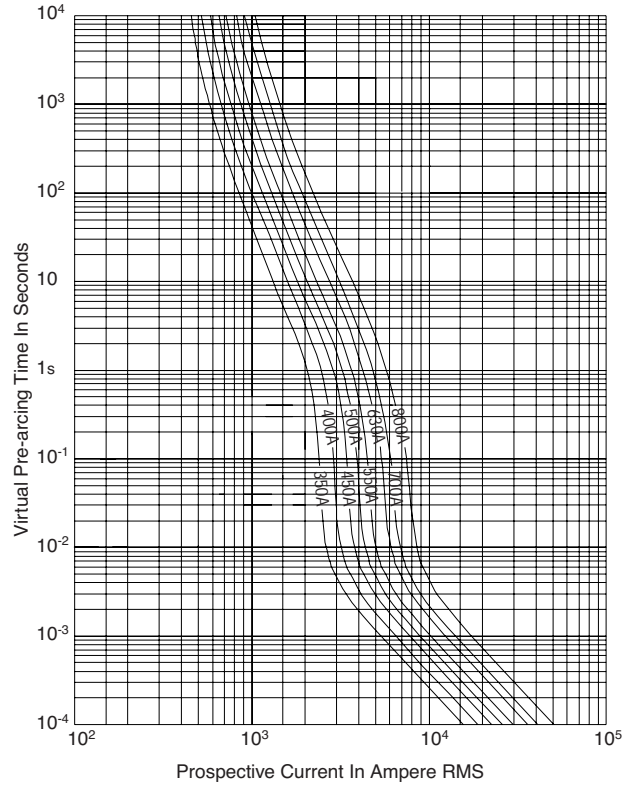
## Size 2 — 200-630A: 690V

Time-Current Curve

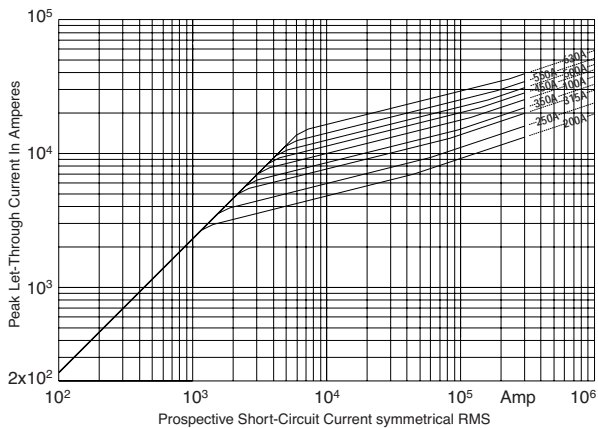


## Size 3 — 350-800A: 690V

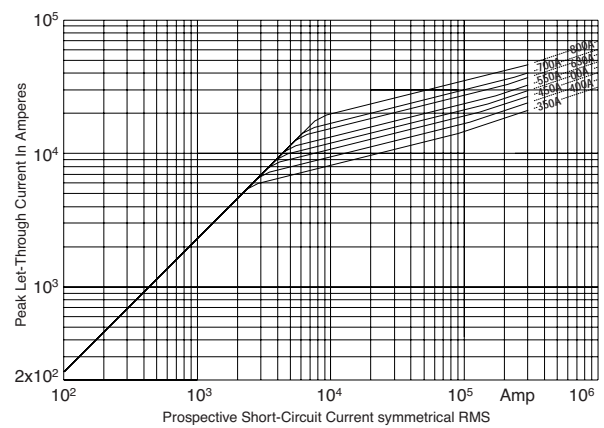
Time-Current Curve



## Peak Let-Through Curve



## Peak Let-Through Curve



# Mouser Electronics

Authorized Distributor

Click to View Pricing, Inventory, Delivery & Lifecycle Information:

Eaton:

[170M2702](#) [170M2701](#)