

# Evolve™ LED Wall Pack

N Series (EWNB)



**current**  
powered by GE

## Product Features

The next generation of the GE Evolve™ LED Wall Pack is designed to efficiently illuminate walkways, area, and general lighting applications. The EWNB features an advanced LED optical system that provides high uniformity, excellent vertical light distribution, reduced on-site glare and effective security light levels. The EWNB Wall Pack offers identical photometrics to the EANB Area Light, which allows lighting designers to capitalize on the same features without compromising site layouts. In keeping with a sleek design strategy, this product offers a modern look, balancing the need for photometric scalability with reliable workhorse performance.

### Applications

- Wall mounted, site, area and general lighting utilizing an advanced LED optical system providing uniformity, vertical light distribution, reduced on-site glare and effective security light levels.

### Housing

- Die-cast aluminum housing.
- Slim architectural design incorporates an integral heat sink and light engine, ensuring maximum heat transfer, long LED life, and a reduced Effective Projected Area (EPA).
- Meets 1G vibration level per ANSI C136.31-2001. For 2G rating contact manufacturer.

### LED & Optical Assembly

- Structured LED array for optimized area light and wall pack photometric distribution.
- Evolve™ LED light engine utilizes reflective technology to optimize application efficiency and minimize glare.
- Utilizes high brightness LEDs, 70 CRI at 3000K, 4000K & 5000K typical.

### Lumen Maintenance

- Projected L90>50,000 hours per IES TM-21
- Projected Lxx per IES TM-21 at 25°C for reference:



SKU	LXX (10K)@HOURS		
	25,000 HR	50,000 HR	100,000 HR
EWNB	L98	L95	L90

NOTES: 1) Projected Lxx based on LM-80 (10,000 hour testing).  
2) DOE Lighting Facts Verification Testing Tolerances apply to initial luminous flux and lumen maintenance measurements.

### Lumen Ambient Temperature Factors:

LUMEN AMBIENT TEMPERATURE FACTORS:	
AMBIENT TEMPERATURE (°C)	INITIAL FLUX FACTOR
10	1.02
20	1.01
25	1.00
30	0.99
40	0.98
50	0.97

### Ratings

- /  listed, suitable for wet locations.
- IP66 rated optical enclosure per ANSI C136.25-2009.
- Temperature rated at -40° to 50°C.
- Upward Light Output Ratio (ULOR) = 0
- Title 24 compliant with “H” motion sensor option.
- Compliant with the material restriction requirements of RoHS.

### Mounting

- Flush wall mount with convenient tab and slot mounting for easy “J” box installation. 1/2” conduit holes are included for non-“J” box installation.

### Finish

- Corrosion resistant polyester powder painted, minimum 2.0 mil. thickness.
- Standard colors: Black and Dark Bronze.
- RAL & custom colors available.

### Electrical

- 120-277 VAC and 347-480 VAC available.
- System power factor is >90% and THD <20%.
- ANSI C136.41 7-pin dimming receptacle, standard.
- ANSI photo electric sensors (PE) available for all voltages. Light Grid compatible.
- Dimming/Occupancy:
  - Wired 0-10V continuous dimming
  - DALI digital dimming. Contact manufacturer for availability.
  - Standalone motion sensor based dimming using “H” option code.
- Surge Protection per ANSI C136.2-2015.
  - 6kV/3kA “Basic” surge protection, standard.
  - 10kV/5kA “Enhanced” surge protection optional.
- EMI: Title 47 CFR Part 15 Class A

### Accessories

- Escutcheon Plates - See page 6
- PE Accessories - See Page 3



DLC Standard qualified models available. Please refer to <http://www.designlights.org/QPL> for complete information.



# Ordering Number Logic

## Evolve LED Wall Pack N Series (EWNB)



**E W N B**      **7**

PROD. ID	PHOTOMETRIC SERIES	VOLTAGE	OPTICAL CODE	CRI	LED COLOR TEMP	PE FUNCTION	MOUNTING ARM	COLOR	OPTIONS
E = Evolve W = Wall Pack N = Housing Series	B = Photometric Series "B"	0 = 120-277* 1 = 120 2 = 208 3 = 240 4 = 277 5 = 480 D = 347 H = 347-480V*		7 = 70 (min)	30 = 3000K° 40 = 4000K 50 = 5000K °Select 3000K CCT for IDA Approved units	1 = None 3 = Button PE* A = ANSI C136.41 7-pin PE Receptacle # D = ANSI C136.41 7-pin PE Receptacle with Shorting Cap #  *Only available with voltage 1,2,3 and 4. # Order Dimming/Control PE as a separate item. See accessories section of this datasheet for ordering information.	N = None Required	BLCK = Black DKBZ = Dark Bronze GRAY = Gray WHITE = White  Contact manufacturer for other colors.	D = External Dimming Leads Provided (0-10Volt Input) F = Fusing L = Tool less entry R = 10kV Enhanced Surge Protection H = Motion Sensor # U = DALI Dimming+^ XXX = Special Options  # R & H options cannot be purchased together. Not available with voltage 5, D and H. + Compatible with LightGrid 2.0 nodes. ^ Not compatible at 347-480V, with A-level optical code, or with motion sensor control.



	OPTICAL CODE	TYPE	TYPICAL INITIAL LUMENS			TYPICAL SYSTEM WATTAGE	BUG RATING		IES FILE NUMBER		
			3000K	4000K & 5000K	120-277V, 347-480V		3000K B-U-G	4000K & 5000K B-U-G	3000K	4000K	5000K
TYPE IV	A4	Asymmetric Forward	4,000	4,300	44	B1-U0-G1	B1-U0-G1	EWNB_A4730__IES	EWNB_A4740__IES	EWNB_A4750__IES	
	B4	Asymmetric Forward	5,800	6,200	58	B1-U0-G2	B1-U0-G2	EWNB_B4730__IES	EWNB_B4740__IES	EWNB_B4750__IES	
	C4	Asymmetric Forward	7,500	8,000	70	B1-U0-G2	B1-U0-G2	EWNB_C4730__IES	EWNB_C4740__IES	EWNB_C4750__IES	
	D4	Asymmetric Forward	9,200	9,800	89	B1-U0-G2	B2-U0-G2	EWNB_D4730__IES	EWNB_D4740__IES	EWNB_D4750__IES	
	E4	Asymmetric Forward	10,800	11,500	98	B2-U0-G2	B2-U0-G2	EWNB_E4730__IES	EWNB_E4740__IES	EWNB_E4750__IES	
	F4	Asymmetric Forward	12,900	13,700	125	B2-U0-G3	B2-U0-G3	EWNB_F4730__IES	EWNB_F4740__IES	EWNB_F4750__IES	
TYPE III	A3	Asymmetric Wide	4,300	4,600	44	B1-U0-G1	B1-U0-G1	EWNB_A3730__IES	EWNB_A3740__IES	EWNB_A3750__IES	
	B3	Asymmetric Wide	6,200	6,600	58	B1-U0-G1	B1-U0-G1	EWNB_B3730__IES	EWNB_B3740__IES	EWNB_B3750__IES	
	C3	Asymmetric Wide	8,100	8,600	70	B1-U0-G2	B1-U0-G2	EWNB_C3730__IES	EWNB_C3740__IES	EWNB_C3750__IES	
	D3	Asymmetric Wide	9,900	10,500	89	B2-U0-G2	B2-U0-G2	EWNB_D3730__IES	EWNB_D3740__IES	EWNB_D3750__IES	
	E3	Asymmetric Wide	11,600	12,400	98	B2-U0-G2	B2-U0-G2	EWNB_E3730__IES	EWNB_E3740__IES	EWNB_E3750__IES	
	F3	Asymmetric Wide	13,900	14,700	125	B2-U0-G2	B2-U0-G2	EWNB_F3730__IES	EWNB_F3740__IES	EWNB_F3750__IES	
TYPE II	A2	Asymmetric Narrow	4,200	4,500	44	B1-U0-G1	B1-U0-G1	EWNB_A2730__IES	EWNB_A2740__IES	EWNB_A2750__IES	
	B2	Asymmetric Narrow	6,100	6,500	58	B1-U0-G1	B1-U0-G1	EWNB_B2730__IES	EWNB_B2740__IES	EWNB_B2750__IES	
	C2	Asymmetric Narrow	7,900	8,400	70	B2-U0-G2	B2-U0-G2	EWNB_C2730__IES	EWNB_C2740__IES	EWNB_C2750__IES	
	D2	Asymmetric Narrow	9,700	10,300	89	B2-U0-G2	B2-U0-G2	EWNB_D2730__IES	EWNB_D2740__IES	EWNB_D2750__IES	
	E2	Asymmetric Narrow	11,400	12,100	98	B2-U0-G2	B2-U0-G2	EWNB_E2730__IES	EWNB_E2740__IES	EWNB_E2750__IES	
	F2	Asymmetric Narrow	13,600	14,400	125	B2-U0-G2	B2-U0-G2	EWNB_F2730__IES	EWNB_F2740__IES	EWNB_F2750__IES	

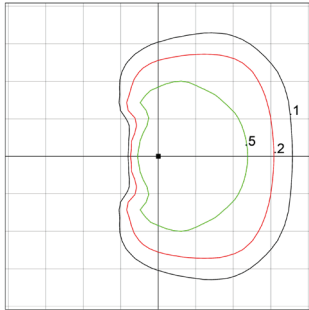
### PE Accessories (to be ordered separately)

SAP Number	Part Number	Description
93029237	PED-MV-LED-7	ANSI C136.41 Dimming PE, 120-277V
93029238	PED-347-LED-7	ANSI C136.41 Dimming PE, 347V
93029239	PED-480-LED-7	ANSI C136.41 Dimming PE, 480V

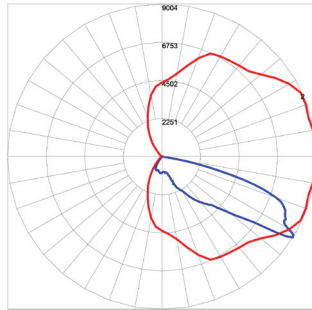
SAP Number	Part Number	Description
28299	PECOTL	STANDARD 120-277V
28294	PECSTL	STANDARD 480V
80436	PECDTL	STANDARD 347V
73251	SCCL-PECTL	Shorting cap

# Photometrics

**EWNB Type IV - Asymmetric Forward (F4)**  
 13,700 Lumens, 5000K (EWNB\_F4750\_\_IES)

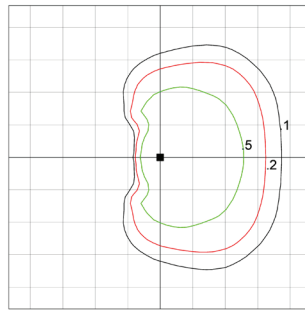


Grid Distance in Units  
 of Mounting Height at 30' Initial  
 Footcandle Values at Grade

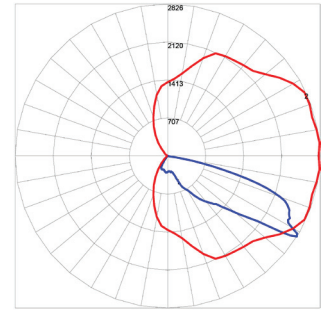


— Vertical plane through horizontal angle  
 of maximum candlepower at 45°  
 — Vertical plane through horizontal angle of 72.5°

**EWNB Type IV - Asymmetric Forward (A4)**  
 4,300 Lumens, 5000K (EWNB\_A4750\_\_IES)

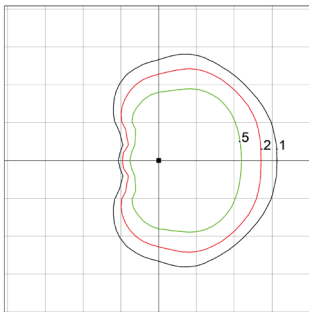


Grid Distance in Units  
 of Mounting Height at 15' Initial  
 Footcandle Values at Grade

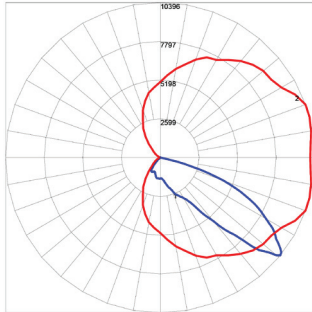


— Vertical plane through horizontal angle  
 of maximum candlepower at 45°  
 — Vertical plane through horizontal angle of 72.5°

**EWNB Type III - Asymmetric Wide (F3)**  
 14,700 Lumens, 5000K (EWNB\_F3750\_\_IES)

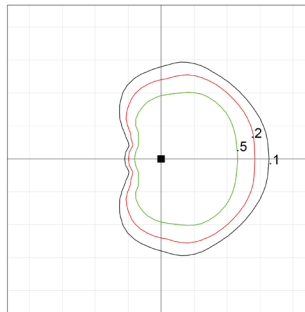


Grid Distance in Units  
 of Mounting Height at 30' Initial  
 Footcandle Values at Grade

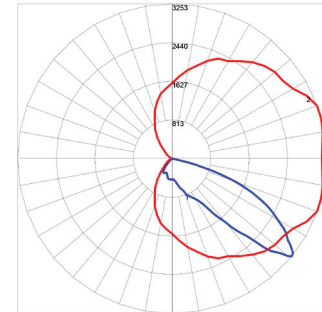


— Vertical plane through horizontal angle  
 of maximum candlepower at 20°  
 — Vertical plane through horizontal angle of 52.5°

**EWNB Type III - Asymmetric Wide (A3)**  
 4,600 Lumens, 5000K (EWNB\_A3750\_\_IES)

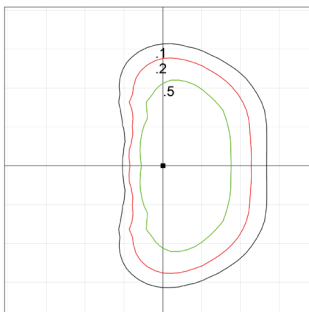


Grid Distance in Units  
 of Mounting Height at 15' Initial  
 Footcandle Values at Grade

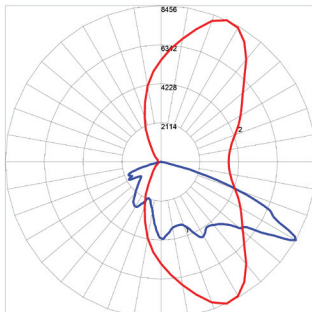


— Vertical plane through horizontal angle  
 of maximum candlepower at 20°  
 — Vertical plane through horizontal angle of 52.5°

**EWNB Type II - Asymmetric Narrow (F2)**  
 14,400 Lumens, 5000K (EWNB\_F2750\_\_IES)

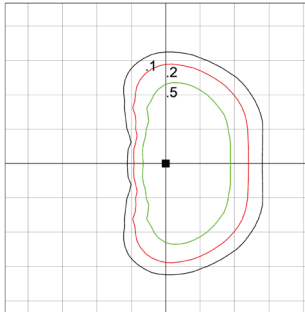


Distance in Units  
 of Mounting Height at 30' Initial  
 Footcandle Values at Grade

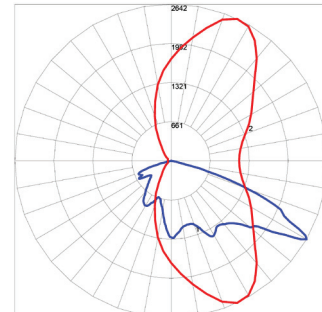


— Vertical plane through horizontal angle  
 of maximum candlepower at 65°  
 — Vertical plane through horizontal angle of 60°

**EWNB Type II - Asymmetric Narrow (A2)**  
 4,500 Lumens, 5000K (EWNB\_A2750\_\_IES)



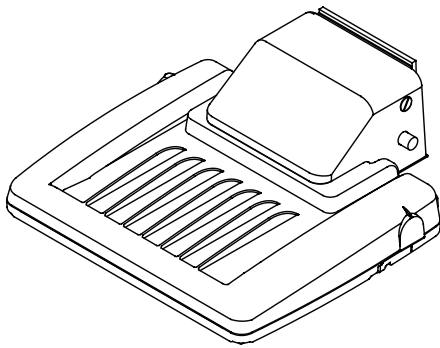
Grid Distance in Units  
 of Mounting Height at 15' Initial  
 Footcandle Values at Grade



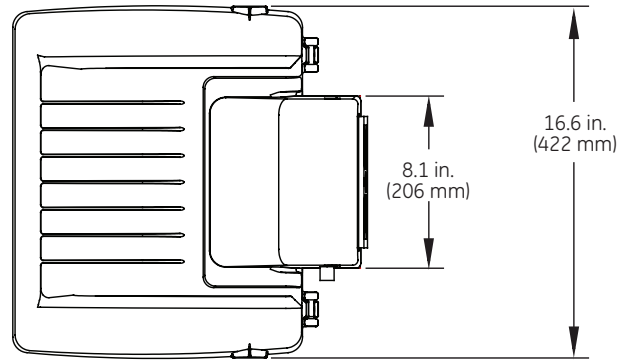
— Vertical plane through horizontal angle  
 of maximum candlepower at 65°  
 — Vertical plane through horizontal angle of 60°

# Product Dimensions

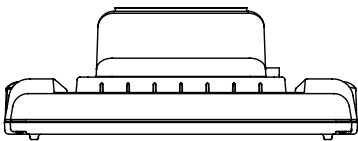
### Isometric View



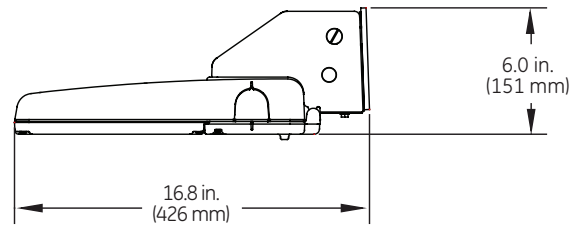
### Top View



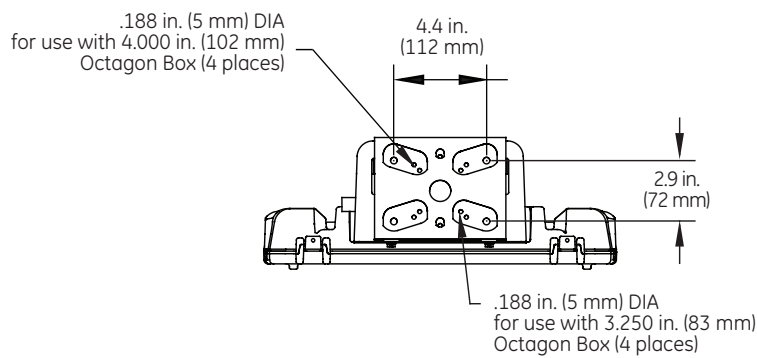
### Front View



### Side View



### Back View



## DATA

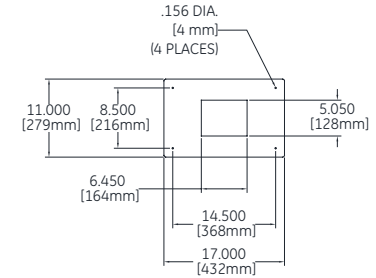
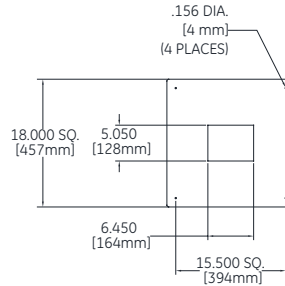
- Approximate Net Weight: 17 lbs (7.71 kgs)
- Effective Projected Area (EPA): 0.42 sq ft max (0.04 sq. m)

## Accessories:

### Escutcheon Plates

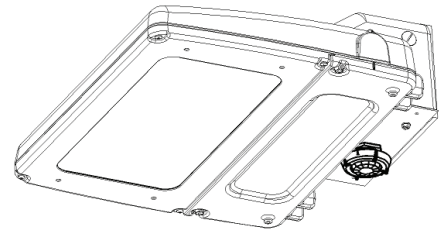
Cover unsightly debris and marks left behind from replacing HID product with escutcheon plates. Available in square and rectangular sizes, as well as in an assortment of colors to match the luminaire. Accessories are ordered and shipped separately from the luminaire.

PROD. ID	PHOTOMETRIC SERIES	DETAIL	COLOR
E = Evolve	E = Escutcheon Plate	1 = 17" x 11" 2 = 18" x 18"	<b>BLCK</b> = Black <b>DKBZ</b> = Dark Bronze <b>GRAY</b> = Gray <b>WHITE</b> = White  RAL custom colors available. Contact Manufacturer.
W = Wall Pack			
N = Housing Series			

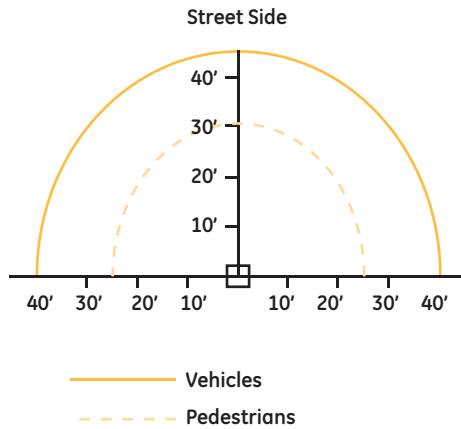


### H-Motion Sensing Option:

- Intended for mounting applications between 8-25ft.
- Provides a coverage area radius for walking motion of 15-20ft (4.57-6.10m).
- Provides 180° of coverage (~180° is blocked by the wall).
- Delivered factory setting of 50% dimmed light output with no occupancy.
- May be reprogrammed using additional remote programmer.  
Remote Programmer part number: WS FSIR-100 PROGRAMMER (197634).
- Photoelectric control is integrated through the motion sensor, and is offered as standard.



### Sensor Pattern:



### Sensing Pattern Wall Pack Fixture 8 – 25 ft.



[www.currentbyge.com](http://www.currentbyge.com)

All trademarks are the property of their respective owners. Information provided is subject to change without notice. All values are design or typical values when measured under laboratory conditions. Current, powered by GE is a business of the General Electric Company.  
© 2017 GE.

OLP3116 (Rev 05/04/17)